

DAFTAR TABEL DATA RANGKUMAN STATISTIK PERSEKOLAHAN TAHUN 2009/2010
LIST OF TABLES OF SCHOOL STATISTIC SUMMARY EDUCATION DATA YEAR 2009/2010

:: Tabel Data Pendidikan / Education Data Tables

-
- 1 GAMBARAN UMUM KEADAAN PENDIDIKAN
OVERVIEW OF EDUCATION

 - 2 JUMLAH SEKOLAH TAMAN KANAK-KANAK (TK) MENURUT GUGUS SEKOLAH
NUMBER OF SCHOOLS BY SCHOOL CLUSTER

 - 3 JUMLAH SEKOLAH LUAR BIASA (SLB) MENURUT JENJANG PENDIDIKAN DAN STATUS SEKOLAH
NUMBER OF SPECIAL SCHOOLS (SS) BY LEVEL OF EDUCATION AND STATUS OF SCHOOL

 - 4 JUMLAH SEKOLAH LUAR BIASA (SLB) MENURUT JENIS KETUNAAAN DAN STATUS SEKOLAH
NUMBER OF SPECIAL SCHOOLS (SS) BY TYPE HANDICAPPED AND STATUS OF SCHOOL

 - 5 JUMLAH LEMBAGA MENURUT JENIS DAN STATUS PERGURUAN TINGGI
NUMBER OF INSTITUTION BY TYPE AND STATUS OF HIGHER EDUCATION

 - 6 JUMLAH SEKOLAH MENURUT WAKTU PENYELENGGARAAN
NUMBER OF SCHOOLS BY TIME OF OPERATION

 - 7 JUMLAH SEKOLAH SWASTA MENURUT JENJANG AKREDITASI
NUMBER OF PRIVATE SCHOOLS BY LEVEL OF ACCREDITATION

 - 8 JUMLAH SEKOLAH MENENGAH KEJURUAN (SMK) MENURUT PELAKSANAAN SISTEM GANDA DAN STATUS SEKOLAH
NUMBER OF VOCATIONAL SENIOR SECONDARY SCHOOL (VSSS) BY DUAL-SYSTEM PLACE AND STATUS OF SCHOOL

 - 9 PERKEMBANGAN JUMLAH SEKOLAH NEGERI DAN SWASTA
TREND OF PUBLIC AND PRIVATE SCHOOLS

 - 10 JUMLAH SISWA BARU MENURUT KELOMPOK DAN STATUS SEKOLAH
NUMBER OF NEW ENTRANTS BY TYPE AND STATUS OF SCHOOLS

 - 11 JUMLAH SISWA BARU TINGKAT I MENURUT UMUR DAN STATUS SEKOLAH
NUMBER OF NEW ENTRANTS TO GRADE I BY AGE AND STATUS OF SCHOOL

 - 12 JUMLAH RENCANA PENERIMAAN, PENDAFTAR, DAN SISWA BARU TINGKAT I
NUMBER OF RECEIVED PLANNING, APPLICANTS, AND NEW ENTRANTS TO GRADE I

 - 13 PERKEMBANGAN JUMLAH PENDAFTAR NEGERI DAN SWASTA
TREND OF PUBLIC AND PRIVATE APPLICANTS TO GRADE I

 - 14 JUMLAH SISWA BARU TINGKAT I MENURUT JENIS KETUNAAAN
NUMBER OF NEW ENTRANTS TO GRADE I BY TYPE OF HANDICAPPED

 - 14A JUMLAH SISWA BARU TINGKAT I PENDIDIKAN LUAR BIASA MENURUT JENJANG PENDIDIKAN DAN STATUS SEKOLAH
NUMBER OF NEW ENTRANTS TO GRADE I SPECIAL SCHOOLS (SS) BY LEVEL OF EDUCATION AND STATUS OF SCHOOL

 - 15 JUMLAH SISWA BARU TINGKAT I MENURUT ASAL SEKOLAH
NUMBER OF NEW ENTRANTS TO GRADE I BY PREVIOUS SCHOOLING

- 16 PERKEMBANGAN JUMLAH SISWA BARU TINGKAT I NEGERI DAN SWASTA
TREND OF PUBLIC AND PRIVATE NEW ENTRANTS TO GRADE I
- 17 JUMLAH SISWA MENURUT JENJANG PENDIDIKAN DAN STATUS SEKOLAH
NUMBER OF PUPILS BY LEVEL OF EDUCATION AND STATUS OF SCHOOL
- 17A JUMLAH SISWA MENURUT JENIS KETUNAAAN DAN STATUS SEKOLAH
NUMBER OF PUPILS BY TYPE OF HANDICAPPED AND STATUS OF SCHOOL
- 18 JUMLAH SISWA MENURUT AGAMA
NUMBER OF PUPILS BY RELIGION
- 19 JUMLAH SISWA MENURUT TINGKAT
NUMBER OF PUPILS BY GRADE
- 20 JUMLAH SISWA TINGKAT III SEKOLAH MENENGAH ATAS (SMA) MENURUT PROGRAM PENGAJARAN DAN STATUS SEKOLAH
NUMBER OF GRADE III GENERAL SENIOR SECONDARY SCHOOL (GSSS) PUPILS BY LEARNING PROGRAM AND STATUS OF SCHOOL
- 21 JUMLAH SISWA MENURUT JENIS KELAMIN DAN STATUS SEKOLAH
NUMBER OF PUPILS BY SEX AND STATUS OF SCHOOL
- 21A JUMLAH SISWA LAKI-LAKI MENURUT TINGKAT
NUMBER OF MALE PUPILS BY GRADE
- 21B JUMLAH SISWA PEREMPUAN MENURUT TINGKAT
NUMBER OF FEMALE PUPILS BY GRADE
- 22 JUMLAH SISWA MENURUT KELOMPOK UMUR
NUMBER OF PUPILS BY AGE-GROUP
- 22A JUMLAH SISWA TINGKAT I MENURUT KELOMPOK UMUR
NUMBER OF PUPILS IN GRADE I BY AGE-GROUP
- 22B JUMLAH SISWA TINGKAT II MENURUT KELOMPOK UMUR
NUMBER OF PUPILS IN GRADE II BY AGE-GROUP
- 22C JUMLAH SISWA TINGKAT III MENURUT KELOMPOK UMUR
NUMBER OF PUPILS IN GRADE III BY AGE-GROUP
- 23 PERKEMBANGAN JUMLAH SISWA NEGERI DAN SWASTA
TREND OF PUBLIC AND PRIVATE PUPILS
- 24 JUMLAH MENGULANG MENURUT TINGKAT
NUMBER OF REPEATERS BY GRADE
- 24A JUMLAH MENGULANG LAKI-LAKI MENURUT TINGKAT
NUMBER OF MALE REPEATERS BY GRADE
- 24B JUMLAH MENGULANG PEREMPUAN MENURUT TINGKAT
NUMBER OF FEMALE REPEATERS BY GRADE
- 25 JUMLAH MENGULANG MENURUT JENIS KELAMIN DAN STATUS SEKOLAH
NUMBER OF REPEATERS BY SEX AND STATUS OF SCHOOL

- 26 PERKEMBANGAN JUMLAH MENGULANG NEGERI DAN SWASTA
TREND OF PUBLIC AND PRIVATE REPEATERS
- 27 JUMLAH PESERTA DAN LULUSAN MENURUT JENIS KELAMIN DAN RATA-RATA NILAI UJIAN NASIONAL (UN)
NUMBER OF APPLICANTS AND GRADUATES BY SEX AND NATIONAL EXAMINATION GRADE (NEG)
- 28 JUMLAH LULUSAN MENURUT JENIS KETUNAAAN
NUMBER OF GRADUATES BY TYPE OF HANDICAPPED
- 28A JUMLAH LULUSAN MENURUT JENJANG PENDIDIKAN DAN STATUS SEKOLAH
NUMBER OF GRADUATES BY LEVEL OF EDUCATION AND STATUS OF SCHOOL
- 29 JUMLAH LULUSAN SMA MENURUT PROGRAM PENGAJARAN DAN STATUS SEKOLAH
NUMBER OF GENERAL SENIOR SECONDARY SCHOOL (GSSS) GRADUATES BY LEARNING PROGRAM AND STATUS OF SCHOOL
- 30 PERKEMBANGAN JUMLAH LULUSAN NEGERI DAN SWASTA
TREND OF PUBLIC AND PRIVATE GRADUATES
- 31 JUMLAH KEPALA SEKOLAH DAN GURU MENURUT JENIS KELAMIN DAN STATUS SEKOLAH
NUMBER OF HEADMASTER AND TEACHERS BY SEX AND STATUS OF SCHOOL
- 32 JUMLAH KEPALA SEKOLAH DAN GURU MENURUT JENIS KETUNAAAN DAN STATUS SEKOLAH
NUMBER OF HEADMASTER AND TEACHERS BY TYPE OF HANDICAPPED AND STATUS OF SCHOOL
- 33 JUMLAH KEPALA SEKOLAH DAN GURU SEKOLAH DASAR (SD) MENURUT JABATAN, STATUS KEPEGAWAIAN DAN STATUS SEKOLAH
NUMBER OF PRIMARY SCHOOL (PS) HEADMASTERS AND TEACHERS BY RESPONSIBILITY, PERSONNEL STATUS, AND STATUS OF SCHOOL
- 34 JUMLAH KEPALA SEKOLAH DAN GURU TAMAN KANAK - KANAK (TK) MENURUT STATUS KEPEGAWAIAN
NUMBER OF KINDERGARTEN (KG) HEADMASTERS AND TEACHERS BY PERSONNEL STATUS
- 35 JUMLAH KEPALA SEKOLAH DAN GURU SEKOLAH LUAR BIASA (SLB) MENURUT STATUS KEPEGAWAIAN
NUMBER OF SPECIAL SCHOOL (SS) HEADMASTERS AND TEACHERS BY PERSONNEL STATUS
- 36 JUMLAH KEPALA SEKOLAH DAN GURU MENURUT JENIS KELAMIN DAN STATUS SEKOLAH
NUMBER OF HEADMASTERS AND TEACHERS BY SEX AND STATUS OF SCHOOL
- 37 JUMLAH KEPALA SEKOLAH DAN GURU MENURUT JABATAN
NUMBER OF HEADMASTERS AND TEACHERS BY RESPONSIBILITY
- 38 JUMLAH KEPALA SEKOLAH DAN GURU MENURUT STATUS KEPEGAWAIAN DAN GOLONGAN
NUMBER OF HEADMASTERS AND TEACHERS BY PERSONNEL STATUS AND OFFICIAL RANK
- 39 JUMLAH KEPALA SEKOLAH DAN GURU TAMAN KANAK -KANAK (TK) MENURUT IJAZAH TERTINGGI DAN STATUS SEKOLAH
NUMBER OF KINDERGARTEN (KG) HEADMASTERS AND TEACHERS BY LEVEL OF EDUCATION AND STATUS OF SCHOOL
- 40 JUMLAH KEPALA SEKOLAH DAN GURU SEKOLAH LUAR BIASA (SLB) MENURUT IJAZAH TERTINGGI DAN STATUS SEKOLAH
NUMBER OF SPECIAL SCHOOL (SS) HEADMASTERS AND TEACHERS BY LEVEL OF EDUCATION AND STATUS OF SCHOOL
- 41 JUMLAH KEPALA SEKOLAH DAN GURU SEKOLAH DASAR (SD) MENURUT IJAZAH TERTINGGI DAN STATUS SEKOLAH
NUMBER OF PRIMARY SCHOOL (PS) HEADMASTERS AND TEACHERS BY LEVEL OF EDUCATION AND STATUS OF SCHOOL
- 42 JUMLAH KEPALA SEKOLAH DAN GURU MENURUT IJAZAH TERTINGGI
NUMBER OF HEADMASTERS AND TEACHERS BY LEVEL OF EDUCATION

- 43 JUMLAH KEPALA SEKOLAH DAN GURU MENURUT KELOMPOK UMUR
NUMBER OF HEADMASTERS AND TEACHERS BY AGE-GROUP
- 44 JUMLAH KEPALA SEKOLAH DAN GURU MENURUT MASA KERJA
NUMBER OF HEADMASTERS AND TEACHERS BY TEACHING EXPERIENCE
- 45 PERKEMBANGAN JUMLAH KEPALA SEKOLAH DAN GURU NEGERI DAN SWASTA
TREND OF PUBLIC AND PRIVATE HEADMASTERS AND TEACHERS
- 46 JUMLAH KEPALA SEKOLAH MENURUT JENIS KELAMIN DAN GOLONGAN
NUMBER OF HEADMASTERS BY SEX AND CIVIL SERVANT RANKS
- 47 JUMLAH KEPALA SEKOLAH MENURUT IJAZAH TERTINGGI
NUMBER OF HEADMASTERS BY LEVEL OF EDUCATION
- 48 JUMLAH KEPALA SEKOLAH MENURUT KELOMPOK UMUR
NUMBER OF HEADMASTERS BY AGE-GROUP
- 49 JUMLAH KEPALA SEKOLAH MENURUT MASA KERJA
NUMBER OF HEADMASTERS BY TEACHING EXPERIENCE
- 50 PERKEMBANGAN JUMLAH KEPALA SEKOLAH NEGERI DAN SWASTA
TREND OF PUBLIC AND PRIVATE HEADMASTERS
- 51 JUMLAH GURU MENURUT JABATAN DAN JENIS KELAMIN
NUMBER OF TEACHERS BY RESPONSIBILITY AND SEX
- 52 JUMLAH GURU MENURUT JABATAN
NUMBER OF TEACHERS BY RESPONSIBILITY
- 53 JUMLAH GURU MENURUT STATUS KEPEGAWAIAN DAN GOLONGAN
NUMBER OF TEACHERS BY PERSONNEL STATUS AND OFFICIAL RANK
- 54 JUMLAH TENAGA EDUKATIF MENURUT STATUS KEPEGAWAIAN DAN PENDIDIKAN TERTINGGI
NUMBER OF LECTURES BY PERSONNEL STATUS AND HIGHEST CERTIFICATE OF EDUCATION
- 55 JUMLAH GURU MENURUT IJAZAH TERTINGGI
NUMBER OF TEACHERS BY LEVEL OF EDUCATION
- 56 JUMLAH GURU MENURUT KELOMPOK UMUR
NUMBER OF TEACHERS BY AGE-GROUP
- 57 JUMLAH GURU MENURUT MASA KERJA
NUMBER OF TEACHERS BY TEACHING EXPERIENCE
- 58 JUMLAH GURU SEKOLAH MENENGAH PERTAMA (SMP) MENURUT MATA PELAJARAN YANG DIAJARKAN DAN STATUS SEKOLAH
NUMBER OF JUNIOR SECONDARY SCHOOL (JSS) TEACHERS BY SUBJECT MATTER AND STATUS OF SCHOOL
- 59 JUMLAH GURU SEKOLAH MENENGAH ATAS (SMA) MENURUT MATA PELAJARAN YANG DIAJARKAN DAN STATUS SEKOLAH
NUMBER OF GENERAL SENIOR SECONDARY SCHOOL (GSSS) TEACHERS BY SUBJECT MATTER AND STATUS OF SCHOOL
- 60 JUMLAH GURU SEKOLAH MENENGAH KEJURUAN (SMK) MENURUT MATA PELAJARAN YANG DIAJARKAN DAN STATUS SEKOLAH
NUMBER OF VOCATIONAL SENIOR SECONDARY SCHOOL (VSSS) TEACHERS BY SUBJECT MATTER AND STATUS OF SCHOOL

61	JUMLAH GURU AGAMA MENURUT JENIS AGAMA YANG DIAJARKAN <i>NUMBER OF RELIGION TEACHERS BY TYPE OF RELIGION TAUGHT</i>
62	PERKEMBANGAN JUMLAH GURU NEGERI DAN SWASTA <i>TREND OF PUBLIC AND PRIVATE TEACHERS</i>
63	JUMLAH PEGAWAI MENURUT JENIS KETUNAAAN <i>NUMBER OF NON TEACHING STAFFS BY TYPE OF HANDICAPPED</i>
64	JUMLAH PEGAWAI MENURUT STATUS KEPEGAWAIAN DAN STATUS SEKOLAH <i>NUMBER OF NON-TEACHING STAFFS BY PERSONNEL STATUS AND STATUS OF SCHOOL</i>
65	JUMLAH PEGAWAI MENURUT STATUS KEPEGAWAIAN DAN GOLONGAN <i>NUMBER OF NON-TEACHING STAFFS BY PERSONNEL STATUS AND OFFICIAL RANK</i>
66	JUMLAH PEGAWAI MENURUT JENIS PEKERJAAN <i>NUMBER OF NON-TEACHING STAFFS BY RESPONSIBILITY</i>
67	PERKEMBANGAN JUMLAH PEGAWAI NEGERI DAN SWASTA <i>TREND OF PUBLIC AND PRIVATE NON-TEACHING STAFFS</i>
68	JUMLAH KELAS SEKOLAH LUAR BIASA (SLB) MENURUT JENIS KETUNAAAN DAN STATUS SEKOLAH <i>NUMBER OF SPECIAL SCHOOL (SS) CLASSES BY TYPE OF HANDICAPPED AND STATUS OF SCHOOL</i>
68A	JUMLAH KELAS SEKOLAH LUAR BIASA (SLB) MENURUT JENJANG PENDIDIKAN DAN STATUS SEKOLAH <i>NUMBER OF SPECIAL SCHOOL (SS) CLASSES BY LEVEL OF EDUCATION AND STATUS OF SCHOOL</i>
69	JUMLAH KELAS MENURUT TINGKAT <i>NUMBER OF CLASSES BY GRADE</i>
70	PERKEMBANGAN JUMLAH KELAS NEGERI DAN SWASTA <i>TREND OF PUBLIC AND PRIVATE CLASSES</i>
71	JUMLAH RUANG KELAS MENURUT JENIS KETUNAAAN DAN STATUS SEKOLAH <i>NUMBER OF CLASSES BY TYPE OF HANDICAPPED AND STATUS OF SCHOOL</i>
71A	JUMLAH RUANG KELAS MILIK MENURUT JENIS KETUNAAAN DAN STATUS SEKOLAH <i>NUMBER OF OWNED CLASSROOMS BY TYPE OF HANDICAPPED AND STATUS OF SCHOOL</i>
72	JUMLAH RUANG KELAS MILIK MENURUT KONDISI DAN BUKAN MILIK <i>NUMBER OF OWNED CLASSROOMS BY CONDITION AND NOT-OWNED</i>
73	PERKEMBANGAN JUMLAH RUANG KELAS MILIK NEGERI DAN SWASTA <i>TREND OF PUBLIC AND PRIVATE OWNED CLASSROOMS</i>
74	PERKEMBANGAN JUMLAH RUANG KELAS NEGERI DAN SWASTA <i>TREND OF PUBLIC AND PRIVATE CLASSROOMS</i>
75	JUMLAH LABORATORIUM MENURUT JENIS <i>NUMBER OF LABORATORIES BY TYPE</i>
76	PERKEMBANGAN JUMLAH LABORATORIUM NEGERI DAN SWASTA <i>TREND OF PUBLIC AND PRIVATE LABORATORIES</i>

- 77 **JUMLAH FASILITAS SEKOLAH**
NUMBER OF SCHOOL FACILITIES
- 78 **PERKEMBANGAN JUMLAH PERPUSTAKAAN NEGERI DAN SWASTA**
TREND OF PUBLIC AND PRIVATE LIBRARIES
- 79 **JUMLAH SISWA SEKOLAH MENENGAH PERTAMA (SMP) MENURUT KELOMPOK UMUR DAN TINGKAT**
NUMBER OF JUNIOR SECONDARY SCHOOL (JSS) PUPILS BY AGE/AGE-GROUP AND GRADE
- 79A **JUMLAH SISWA SEKOLAH MENENGAH PERTAMA (SMP) NEGERI MENURUT KELOMPOK UMUR DAN TINGKAT**
NUMBER OF PUBLIC JUNIOR SECONDARY SCHOOL (JSS) PUPILS BY AGE/AGE-GROUP AND GRADE
- 79B **JUMLAH SISWA SEKOLAH MENENGAH PERTAMA (SMP) SWASTA MENURUT KELOMPOK UMUR DAN TINGKAT**
NUMBER OF PRIVATE JUNIOR SECONDARY SCHOOL (JSS) PUPILS BY AGE/AGE-GROUP AND GRADE
- 80 **JUMLAH SISWA SEKOLAH MENENGAH (SM) MENURUT KELOMPOK UMUR DAN TINGKAT**
NUMBER OF SENIOR SECONDARY SCHOOL (SSS) PUPILS BY AGE/AGE-GROUP AND GRADE
- 80A **JUMLAH SISWA SEKOLAH MENENGAH (SM) NEGERI MENURUT KELOMPOK UMUR DAN TINGKAT**
NUMBER OF PUBLIC SENIOR SECONDARY SCHOOL (SSS) PUPILS BY AGE/AGE-GROUP AND GRADE
- 80B **JUMLAH SISWA SEKOLAH MENENGAH (SM) SWASTA MENURUT KELOMPOK UMUR DAN TINGKAT**
NUMBER OF PRIVATE SENIOR SECONDARY SCHOOL (SSS) PUPILS BY AGE/AGE-GROUP AND GRADE
- 81 **JUMLAH SISWA SEKOLAH MENENGAH ATAS (SMA) MENURUT KELOMPOK UMUR DAN TINGKAT**
NUMBER OF GENERAL SENIOR SECONDARY SCHOOL (GSSS) PUPILS BY AGE/AGE-GROUP AND GRADE
- 81A **JUMLAH SISWA SEKOLAH MENENGAH ATAS (SMA) NEGERI MENURUT KELOMPOK UMUR DAN TINGKAT**
NUMBER OF PUBLIC GENERAL SENIOR SECONDARY SCHOOL (GSSS) PUPILS BY AGE/AGE-GROUP AND GRADE
- 81B **JUMLAH SISWA SEKOLAH MENENGAH ATAS (SMA) SWASTA MENURUT KELOMPOK UMUR DAN TINGKAT**
NUMBER OF PRIVATE GENERAL SENIOR SECONDARY SCHOOL (GSSS) PUPILS BY AGE/AGE-GROUP AND GRADE
- 82 **JUMLAH SISWA SEKOLAH MENENGAH KEJURUAN (SMK) MENURUT KELOMPOK UMUR DAN TINGKAT**
NUMBER OF VOCATIONAL SENIOR SECONDARY SCHOOL (VSSS) PUPILS BY AGE/AGE-GROUP AND GRADE
- 82A **JUMLAH SISWA SEKOLAH MENENGAH KEJURUAN (SMK) NEGERI MENURUT KELOMPOK UMUR DAN TINGKAT**
NUMBER OF PUBLIC VOCATIONAL SENIOR SECONDARY SCHOOL (VSSS) PUPILS BY AGE/AGE-GROUP AND GRADE
- 82B **JUMLAH SISWA SEKOLAH MENENGAH KEJURUAN (SMK) SWASTA MENURUT KELOMPOK UMUR DAN TINGKAT**
NUMBER OF PRIVATE VOCATIONAL SENIOR SECONDARY SCHOOL (VSSS) PUPILS BY AGE/AGE-GROUP AND GRADE
- 83 **ARUS SISWA SEKOLAH DASAR (SD)**
FLOW OF PUPILS OF PRIMARY SCHOOL (PS)
- 84 **ARUS SISWA SEKOLAH MENENGAH PERTAMA (SMP)**
FLOW OF PUPILS OF JUNIOR SECONDARY SCHOOL (JSS)
- 85 **ARUS SISWA SEKOLAH MENENGAH (SM)**
FLOW OF PUPILS OF SENIOR SECONDARY SCHOOL (SSS)
- 86 **ARUS SISWA SEKOLAH MENENGAH ATAS (SMA)**
FLOW OF PUPILS OF GENERAL SENIOR SECONDARY SCHOOL (GSSS)

- 87 ARUS SISWA SEKOLAH MENENGAH KEJURUAN (SMK)
FLOW OF PUPILS OF VOCATIONAL SENIOR SECONDARY SCHOOL (VSSS)
- 88 PERKEMBANGAN JUMLAH SISWA SEKOLAH DASAR (SD)
TREND OF PUPILS OF PRIMARY SCHOOL (PS)
- 89 PERKEMBANGAN JUMLAH SISWA SEKOLAH MENENGAH PERTAMA (SMP)
TREND OF PUPILS OF JUNIOR SECONDARY SCHOOL (JSS)
- 90 PERKEMBANGAN JUMLAH SISWA SEKOLAH MENENGAH (SM)
TREND OF PUPILS OF SENIOR SECONDARY SCHOOL (SSS)
- 91 PERKEMBANGAN JUMLAH SISWA SEKOLAH MENENGAH ATAS (SMA)
TREND OF PUPILS OF GENERAL SENIOR SECONDARY SCHOOL (GSSS)
- 92 PERKEMBANGAN JUMLAH SISWA SEKOLAH MENENGAH KEJURUAN (SMK)
TREND OF PUPILS OF VOCATIONAL SENIOR SECONDARY SCHOOL (VSSS)
- 93 KOHORT SISWA SEKOLAH DASAR (SD)
COHORT OF PUPILS OF PRIMARY SCHOOL (PS)
- 94 KOHORT SISWA SEKOLAH MENENGAH PERTAMA (SMP)
COHORT OF PUPILS OF JUNIOR SECONDARY SCHOOL (JSS)
- 95 KOHORT SISWA SEKOLAH MENENGAH (SM)
COHORT OF PUPILS OF SENIOR SECONDARY SCHOOL (SSS)

:: Tabel Indikator Pendidikan / Education Indicators Tables

-
- 1 PERHITUNGAN ANGKA PUTUS SEKOLAH BERDASARKAN SISWA BARU DAN LULUSAN
CALCULATION OF DROP-OUTS RATE BASED ON INPUT AND OUTPUT
- 2 PERKEMBANGAN ANGKA PUTUS SEKOLAH
TREND OF DROP-OUTS RATE
- 3 ANGKA MENGULANG MENURUT TINGKAT
REPETITION RATES BY GRADE
- 4 PERKEMBANGAN ANGKA MENGULANG
TREND OF REPETITION RATE
- 5 ANGKA LULUSAN MENURUT STATUS SEKOLAH
COMPLETION RATE BY STATUS OF SCHOOL
- 6 PERKEMBANGAN ANGKA LULUSAN
TREND OF COMPLETION RATE
- 7 ANGKA MELANJUTKAN KE SEKOLAH MENENGAH PERTAMA (SMP)
TRANSITION RATE TO JUNIOR SECONDARY SCHOOL (JSS)
- 8 PERKEMBANGAN ANGKA MELANJUTKAN KE SEKOLAH MENENGAH PERTAMA (SMP)
TREND OF TRANSITION RATE TO JUNIOR SECONDARY SCHOOL (JSS)

- 9 ANGKA MELANJUTKAN KE SEKOLAH MENENGAH (SM)
TRANSITION RATE TO SENIOR SECONDARY SCHOOL (SSS)
- 10 PERKEMBANGAN ANGKA MELANJUTKAN KE SEKOLAH MENENGAH (SM)
TREND OF TRANSITION RATE TO SENIOR SECONDARY SCHOOL (SSS)
- 11 ANGKA MELANJUTKAN KE PERGURUAN TINGGI (PT)
TRANSITION RATE TO HIGHER EDUCATION (HE)
- 12 PERKEMBANGAN ANGKA MELANJUTKAN KE PERGURUAN TINGGI (PT)
TREND OF TRANSITION RATE TO HIGHER EDUCATION (HE)
- 13 RASIO PENDIDIKAN TIAP TINGKATAN DAN JENIS SEKOLAH
EDUCATIONAL RATIOS BY LEVEL AND TYPE OF SCHOOL
- 14 RASIO SISWA PER SEKOLAH DAN SISWA PER KELAS MENURUT STATUS SEKOLAH
RATIOS OF PUPILS TO SCHOOLS AND PUPILS TO CLASSES BY STATUS OF SCHOOL
- 15 RASIO SISWA PER SEKOLAH MENURUT TINGKAT TIAP TINGKATAN DAN JENIS SEKOLAH
RATIO OF PUPILS TO SCHOOLS BY GRADE, LEVEL, AND TYPE OF SCHOOL
- 16 RASIO SISWA PER KELAS MENURUT TINGKAT TIAP TINGKATAN DAN JENIS SEKOLAH
RATIO OF PUPILS TO CLASSES BY GRADE, LEVEL, AND TYPE OF SCHOOL
- 17 PERKEMBANGAN RASIO SISWA PER SEKOLAH NEGERI DAN SWASTA
TREND OF RATIO OF PUBLIC AND PRIVATE PUPILS TO SCHOOLS
- 18 PERKEMBANGAN RASIO SISWA PER KELAS NEGERI DAN SWASTA
TREND OF RATIO OF PUBLIC AND PRIVATE PUPILS TO CLASSES
- 19 RASIO SISWA PER GURU DAN KELAS PER SEKOLAH MENURUT STATUS SEKOLAH
RATIOS OF PUPILS TO TEACHERS) AND CLASSES TO SCHOOLS BY STATUS OF SCHOOL*
- 20 PERKEMBANGAN RASIO SISWA PER GURU NEGERI DAN SWASTA
TREND OF RATIO OF PUBLIC AND PRIVATE PUPILS TO TEACHERS)*
- 21 PERKEMBANGAN RASIO KELAS PER SEKOLAH NEGERI DAN SWASTA
TREND OF RATIO OF PUBLIC AND PRIVATE CLASSES TO SCHOOLS
- 22 RASIO KELAS PER RUANG KELAS MILIK DAN KELAS PER GURU MENURUT STATUS SEKOLAH
RATIOS OF CLASSES TO OWNED CLASSROOMS AND CLASSES TO TEACHERS) BY STATUS OF SCHOOL*
- 23 PERKEMBANGAN RASIO KELAS PER RUANG KELAS MILIK NEGERI DAN SWASTA
TREND OF RATIO OF PUBLIC AND PRIVATE CLASSES TO OWNED CLASSROOMS
- 24 PERKEMBANGAN RASIO KELAS PER GURU NEGERI DAN SWASTA
TREND OF RATIO OF PUBLIC AND PRIVATE CLASSES TO TEACHERS
- 25 RASIO GURU PER SEKOLAH DAN PEGAWAI PER SEKOLAH MENURUT STATUS SEKOLAH
RATIOS OF TEACHERS) TO SCHOOLS AND NON-TEACHING STAFFS TO SCHOOLS BY STATUS OF SCHOOL*
- 26 PERKEMBANGAN RASIO GURU PER SEKOLAH NEGERI DAN SWASTA
*TREND OF RATIO OF PUBLIC AND PRIVATE TEACHERS *) TO SCHOOLS*

GAMBARAN UMUM KEADAAN PENDIDIKAN

OVERVIEW OF EDUCATION

TAHUN / YEAR : 2009/2010

Tingkatan dan Jenis Sekolah <i>Level and Type of School</i>	Sekolah <i>Schools</i>	Pendaftar <i>Applicants</i>	SB Tk. I <i>NE Gr. I</i>	S i s w a <i>Pupils</i>	Mengulang <i>Repeaters</i>	Lulusan <i>Graduates</i>
TK / <i>Kindergarten</i>	67,550	...	2,185,253	2,947,193	...	1,779,337
Negeri / <i>Public</i>	1,616	...	75,511	97,037	...	49,967
Swasta / <i>Private</i>	65,934	...	2,109,742	2,850,156	...	1,729,370
PLB / <i>Special Education</i>	1,803	...	19,647	74,295	...	9,924
Negeri / <i>Public</i>	437	...	6,078	23,491	...	2,750
Swasta / <i>Private</i>	1,366	...	13,569	50,804	...	7,174
SD / <i>Primary School</i>	143,252	5,269,310	4,732,548	27,328,601	966,974	3,943,696
Negeri / <i>Public</i>	130,563	4,636,377	4,263,785	24,863,936	907,051	3,630,178
Swasta / <i>Private</i>	12,689	632,933	468,763	2,464,665	59,923	313,518
SMP / <i>Junior Secondary Sch.</i>	29,866	3,503,919	2,997,012	9,107,006	31,875	2,673,362
Negeri / <i>Public</i>	17,714	2,669,805	2,251,086	6,812,457	24,102	2,008,329
Swasta / <i>Private</i>	12,152	834,114	745,926	2,294,549	7,773	665,033
SM / <i>Senior Secondary Sch.</i>	19,435	3,439,130	2,594,225	7,261,844	28,798	1,988,429
Negeri / <i>Public</i>	7,252	1,945,737	1,373,873	3,784,608	15,354	997,866
Swasta / <i>Private</i>	12,183	1,493,393	1,220,352	3,477,236	13,444	990,563
SMA / <i>General</i>	11,036	1,691,018	1,374,807	3,942,776	16,481	1,163,207
Negeri / <i>Public</i>	5,034	1,179,168	918,678	2,594,977	9,988	734,801
Swasta / <i>Private</i>	6,002	511,850	456,129	1,347,799	6,493	428,406
SMK / <i>Vocational</i>	8,399	1,748,112	1,219,418	3,319,068	12,317	825,222
Negeri / <i>Public</i>	2,218	766,569	455,195	1,189,631	5,366	263,065
Swasta / <i>Private</i>	6,181	981,543	764,223	2,129,437	6,951	562,157
PT / <i>Higher Education</i>	3,011	2,508,442	1,024,379	4,305,591	-	655,012
Negeri / <i>Public</i>	83	1,304,650	476,393	1,773,313	-	310,869
Swasta / <i>Private</i>	2,928	1,203,792	547,986	2,532,278	-	344,143

Catatan / Notes :

1. ... Tidak tersedia data / data not-available
2. PLB Negeri termasuk SDLB / *Special Education Include Special Primary Schools*
3. SD sudah termasuk SDP / *Primary Schools include Experiment*
4. SB Tk.I = Siswa Baru Tingkat I / *NE Gr.I = New Entrants to Grade I*

TABEL / TABLE : 1 (lanjutan/continued)

RSP09/10

GAMBARAN UMUM KEADAAN PENDIDIKAN

OVERVIEW OF EDUCATION

TAHUN / YEAR : 2009/2010

Tingkatan dan Jenis Sekolah <i>Level and Type of School</i>	Kepsek & Guru/ <i>Headmasters+Teachers</i>			Pegawai <i>Non-teach- ing Staffs</i>	Ruang Kelas / <i>Classrooms</i>			
	Kepsek <i>Headmasters</i>	G u r u <i>Teachers</i>	Jumlah <i>Total</i>		Kelas <i>Classes</i>	Milik <i>Owned</i>	Bukan Milik <i>Not-owned</i>	Jumlah <i>Total</i>
TK / <i>Kindergarten</i>	64,542	212,293	276,835	17,139	153,299	124,923	16,380	141,303
Negeri / <i>Public</i>	1,610	7,456	9,066	1,334	5,163	4,025	266	4,291
Swasta / <i>Private</i>	62,932	204,837	267,769	15,805	148,136	120,898	16,114	137,012
PLB / <i>Special Educ.</i>	1,707	17,217	18,924	2,398	18,185	10,039	1,086	11,125
Negeri / <i>Public</i>	378	5,294	5,672	929	5,455	3,444	36	3,480
Swasta / <i>Private</i>	1,329	11,923	13,252	1,469	12,730	6,595	1,050	7,645
SD / <i>Primary School</i>	140,858	1,487,126	1,627,984	134,390	1,009,232	890,441	8,575	899,016
Negeri / <i>Public</i>	128,312	1,338,000	1,466,312	115,981	913,593	801,966	6,906	808,872
Swasta / <i>Private</i>	12,546	149,126	161,672	18,409	95,639	88,475	1,669	90,144
SMP / <i>Junior SS.</i>	29,850	607,098	636,948	139,882	259,191	251,568	4,527	256,095
Negeri / <i>Public</i>	17,714	421,519	439,233	100,450	188,580	182,561	2,586	185,147
Swasta / <i>Private</i>	12,136	185,579	197,715	39,432	70,611	69,007	1,941	70,948
SM / <i>Senior SS.</i>	19,407	578,157	597,564	121,123	200,900	191,044	4,727	195,771
Negeri / <i>Public</i>	7,241	283,006	290,247	63,652	103,956	100,963	1,457	102,420
Swasta / <i>Private</i>	12,166	295,151	307,317	57,471	96,944	90,081	3,270	93,351
SMA / <i>General</i>	11,008	316,155	327,163	68,026	114,064	112,876	1,880	114,756
Negeri / <i>Public</i>	5,023	186,721	191,744	42,777	72,629	71,332	798	72,130
Swasta / <i>Private</i>	5,985	129,434	135,419	25,249	41,435	41,544	1,082	42,626
SMK / <i>Vocational</i>	8,399	262,002	270,401	53,097	86,836	78,168	2,847	81,015
Negeri / <i>Public</i>	2,218	96,285	98,503	20,875	31,327	29,631	659	30,290
Swasta / <i>Private</i>	6,181	165,717	171,898	32,222	55,509	48,537	2,188	50,725
PT / <i>Higher Education</i>	3,011	230,379	233,390
Negeri / <i>Public</i>	83	65,668	65,751
Swasta / <i>Private</i>	2,928	164,711	167,639

TABEL / TABLE : 2

RSP09/10

JUMLAH SEKOLAH MENURUT GUGUS SEKOLAH

NUMBER OF SCHOOLS BY SCHOOL CLUSTER

TK / KINDERGARTEN (KG)

TAHUN / YEAR : 2009/2010

No.	Gugus Sekolah <i>School Cluster</i>	Status Sekolah / <i>Status of School</i>				Jumlah / <i>Total</i>	
		Negeri / <i>Public</i>		Swasta / <i>Private</i>			
		Jml/No.	%	Jml/No.	%	Jml/No.	%
1.	Inti/ <i>Nucleus</i>	1,044	64.60	10,290	15.61	11,334	16.78
2.	Imbas / <i>Glimpse</i>	464	28.71	49,012	74.33	49,476	73.24
3.	Belum Ikut / <i>No.Cluster</i>	108	6.68	6,632	10.06	6,740	9.98
Jumlah / <i>Total</i>		1,616	100.00	65,934	100.00	67,550	100.00

TABEL / TABLE : 3

RSP09/10

JUMLAH SEKOLAH MENURUT JENJANG PENDIDIKAN DAN STATUS SEKOLAH

NUMBER OF SCHOOLS BY LEVEL OF EDUCATION AND STATUS OF SCHOOL

PLB / SPECIAL EDUCATION

TAHUN / YEAR : 2009/2010

No.	Jenis Sekolah <i>Type of School</i>	Status Sekolah / <i>Status of School</i>				Jumlah / <i>Total</i>	
		Negeri / <i>Public</i>		Swasta / <i>Private</i>			
		Jml/No.	%	Jml/No.	%	Jml/No.	%
1.	TK / Kindergarten	-	-	47	100.00	47	2.61
2.	Sekolah Dasar Luar Biasa (SDLB) <i>Special Primary School</i>	207	71.38	83	28.62	290	16.08
3.	SMP / <i>J.S.S</i>	5	5.49	86	94.51	91	5.05
4.	SM / <i>S.S.S</i>	-	-	42	100.00	42	2.33
5.	Kombinasi / <i>Combination</i>	225	16.88	1,108	83.12	1,333	73.93
Jumlah / <i>Total</i>		437	24.24	1,366	75.76	1,803	100.00

TABEL / TABLE : 4

RSP09/10

JUMLAH SEKOLAH MENURUT JENIS KETUNAAAN DAN STATUS SEKOLAH

NUMBER OF SCHOOLS BY TYPE OF HANDICAPPED AND STATUS OF SCHOOL

SLB / SPECIAL SCHOOL (SS)

TAHUN / YEAR : 2009/2010

No.	Jenis Ketunaan <i>Type of Handicapped</i>	Status Sekolah / <i>Status of School</i>				Jumlah / <i>Total</i>	
		Negeri / <i>Public</i>		Swasta / <i>Private</i>			
		Jml/No.	%	Jml/No.	%	Jml/No.	%
1.	Tunanetra / <i>Blind</i>	3	0.69	34	2.49	37	2.05
2.	Tunarungu / <i>Deaf</i>	2	0.46	104	7.61	106	5.88
3.	Tunagrahita <i>Mentally Retarded</i>	1	0.23	99	7.25	100	5.55
4.	Tunadaksa / <i>Physical Handicapped</i>	1	0.23	10	0.73	11	0.61
5.	Tunalaras / <i>Mal-Adjusted</i>	-	-	6	0.44	6	0.33
6.	Tuna Ganda <i>Multiple Handicapped</i>	-	-	5	0.37	5	0.28
7.	Autisme <i>Autism</i>	-	-	20	1.46	20	1.11
8.	Campuran / <i>Mixed Types of Handicapped</i>	430	98.40	1,088	79.65	1,518	84.19
Jumlah / <i>Total</i>		437	100.00	1,366	100.00	1,803	100.00

TABEL / TABLE : 5

RSP09/10

JUMLAH LEMBAGA MENURUT JENIS DAN STATUS PERGURUAN TINGGI

NUMBER OF INSTITUTION BY TYPE AND STATUS OF HIGHER EDUCATION

TAHUN / YEAR : 2009/2010

No.	Jenis Type	Status Sekolah / Status of School				Jumlah Total
		Negeri / Public		Swasta / Private		
		Jml./No.	%	Jml./No.	%	
1	Universitas / University	48	10.43	412	89.57	460
2	Institut / Institute	6	11.32	47	88.68	53
3	Sekolah Tinggi School of Higher Learning	2	0.15	1,314	99.85	1316
4	Akademi / Academy	-	-	1,015	100.00	1015
5	Politeknik / Polytechnic	27	16.17	140	83.83	167
Jumlah / Total		83	2.76	2,928	97.24	3,011

TABEL / TABLE : 6

RSP09/10

JUMLAH SEKOLAH MENURUT WAKTU PENYELENGGARAAN

NUMBER OF SCHOOLS BY TIME OF OPERATION

TAHUN / YEAR : 2009/2010

Tingkatan dan Jenis Sekolah / Level and Type of School	Waktu Penyelenggaraan / Time of Operation						Jumlah Total
	Pagi / Morning		Siang / Afternoon		Kombinasi / Combination		
	Jml/No.	%	Jml/No.	%	Jml/No.	%	
SLB / Special School	1,703	94.45	36	2.00	64	3.55	1,803
Negeri / Public	428	97.94	3	0.69	6	1.37	437
Swasta / Private	1,275	93.34	33	2.42	58	4.25	1,366
SD / Primary School	131,346	91.69	2,458	1.72	9,448	6.60	143,252
Negeri / Public	120,030	91.93	2,239	1.71	8,294	6.35	130,563
Swasta / Private	11,316	89.18	219	1.73	1,154	9.09	12,689
SMP / Junior Secondary Sch.	26,960	90.27	1,516	5.08	1,390	4.65	29,866
Negeri / Public	16,711	94.34	310	1.75	693	3.91	17,714
Swasta / Private	10,249	84.34	1,206	9.92	697	5.74	12,152
SM / Senior Secondary Sch.	15,722	80.90	1,454	7.48	2,259	11.62	19,435
Negeri / Public	6,327	87.24	128	1.77	797	10.99	7,252
Swasta / Private	9,395	77.12	1,326	10.88	1,462	12.00	12,183
SMA / General	9,525	86.31	637	5.77	874	7.92	11,036
Negeri / Public	4,529	89.97	77	1.53	428	8.50	5,034
Swasta / Private	4,996	83.24	560	9.33	446	7.43	6,002
SMK / Vocational	6,197	73.78	817	9.73	1,385	16.49	8,399
Negeri / Public	1,798	81.06	51	2.30	369	16.64	2,218
Swasta / Private	4,399	71.17	766	12.39	1,016	16.44	6,181

TABEL / TABLE : 7

RSP09/10

JUMLAH SEKOLAH SWASTA MENURUT JENJANG AKREDITASI

NUMBER OF PRIVATE SCHOOLS BY LEVEL OF ACCREDITATION

TAHUN / YEAR : 2009/2010

Jenis Sekolah <i>Type of School</i>	A (Sangat Baik)/ <i>Very good</i>		B (Baik)/ <i>Good</i>		C (Cukup Baik)/ <i>Fair</i>		Tidak Terakreditasi <i>Unaccredited</i>		Jumlah <i>Total</i>
	Jml/No.	%	Jml/No.	%	Jml/No.	%	Jml/No.	%	
SMP / Junior SS	1,027	8.5	2,340	19.3	1,086	8.9	7,699	63.4	12,152
SMA / General SSS	1,345	22.4	1,956	32.6	931	15.5	1,770	29.5	6,002
SMK / Vocational SS	942	15.2	2,135	34.5	698	11.3	2,406	38.9	6,181

TABEL / TABLE : 8

RSP09/10

JUMLAH SMK MENURUT PELAKSANAAN SISTEM GANDA DAN STATUS SEKOLAH
NUMBER OF VOCATIONAL SSS SCHOOLS BY DUAL-SYSTEM PLACE AND STATUS OF SCHOOL
TAHUN / YEAR : 2009/2010

No.	Kelompok <i>Group of Program</i>	Status Sekolah / <i>Status of School</i>				Jumlah <i>Total</i>
		Negeri / <i>Public</i>		Swasta / <i>Private</i>		
		Jml./No.	%	Jml./No.	%	
1	Pemerintah <i>Government</i>	541	37.16	915	62.84	1,456
2	Swasta <i>Private</i>	241	18.19	1,084	81.81	1,325
3	Gabungan <i>Government+Private</i>	1,436	25.56	4,182	74.44	5,618
Jumlah / Total		2,218	26.41	6,181	73.59	8,399

TABEL / TABLE : 9

RSP09/10

PERKEMBANGAN JUMLAH SEKOLAH NEGERI DAN SWASTA

TREND OF PUBLIC AND PRIVATE SCHOOLS

TAHUN / YEAR : 2007/2007--2009/2010

Tingkatan dan Jenis Sekolah / Level and Type of School	2007/2008			2008/2009			2009/2010		
	Negeri Public	Swasta Private	Jumlah Total	Negeri Public	Swasta Private	Jumlah Total	Negeri Public	Swasta Private	Jumlah Total
TK / Kindergarten	692	62,752	63,444	804	62,820	63,624	1,616	65,934	67,550
SLB / Special School	343	1,112	1,455	412	1,274	1,686	437	1,366	1,803
SD / Primary School	132,513	12,054	144,567	131,490	12,738	144,228	130,563	12,689	143,252
SMP / Junior Sec. Sch.	15,024	11,253	26,277	16,898	11,879	28,777	17,714	12,152	29,866
SM / Senior Sec. Sch.	6,241	10,744	16,985	6,800	11,554	18,354	7,252	12,183	19,435
SMA / General	4,493	5,746	10,239	4,797	5,965	10,762	5,034	6,002	11,036
SMK / Vocational	1,748	4,998	6,746	2,003	5,589	7,592	2,218	6,181	8,399
PT / Higher Education	82	2,598	2,680	83	2,892	2,975	83	2,928	3,011

TABEL / TABLE : 10
JUMLAH SISWA BARU MENURUT KELOMPOK DAN STATUS SEKOLAH
NUMBER OF NEW ENTRANTS BY TYPE AND STATUS OF SCHOOLS
TK / KINDERGARTEN (KG)
TAHUN / YEAR : 2009/2010

No.	Kelompok <i>Type</i>	Status Sekolah / <i>Status of School</i>				Jumlah / <i>Total</i>	
		Negeri / <i>Public</i>		Swasta / <i>Private</i>			
		Jml/No.	%	Jml/No.	%	Jml/No.	%
1	Kelompok A / <i>Type A</i>	29,657	39.28	893,367	42.34	923,024	42.24
2	Kelompok B / <i>Type B</i>	45,854	60.72	1,216,375	57.66	1,262,229	57.76
Jumlah / <i>Total</i>		75,511	100.00	2,109,742	100.00	2,185,253	100.00

TABEL / TABLE : 11

RSP09/10

JUMLAH SISWA BARU TINGKAT I MENURUT UMUR DAN STATUS SEKOLAH*NUMBER OF NEW ENTRANTS TO GRADE I BY AGE AND STATUS OF SCHOOL***SEKOLAH DASAR (SD) / PRIMARY SCHOOL (PS)****TAHUN / YEAR : 2009/2010**

No.	U m u r <i>A g e</i>	Status Sekolah / <i>Status of School</i>				J u m l a h / <i>T o t a l</i>	
		Negeri / <i>Public</i>		Swasta / <i>Private</i>		Jml/No.	%
		Jml/No.	%	Jml/No.	%		
1.	<= 5 tahun / <i>year</i>	124,061	2.91	22,288	4.75	146,349	3.09
2.	6 tahun / <i>year</i>	2,478,066	58.12	309,383	66.00	2,787,449	58.90
3.	7 tahun / <i>year</i>	1,478,960	34.69	117,213	25.00	1,596,173	33.73
4.	8 tahun / <i>year</i>	142,276	3.34	13,354	2.85	155,630	3.29
5.	=> 9 tahun / <i>year</i>	40,422	0.95	6,525	1.39	46,947	0.99
Jumlah / <i>Total</i>		4,263,785	100.00	468,763	100.00	4,732,548	100.00

TABEL / TABLE : 12

RSP09/10

JUMLAH RENCANA PENERIMAAN, PENDAFTAR, DAN SISWA BARU TINGKAT I
NUMBER OF RECEIVED PLANNING, APPLICANTS, AND NEW ENTRANTS TO GRADE I
TAHUN / YEAR : 2009/2010

Tingkatan dan Jenis Sekolah <i>Level and Type of School</i>	Rencana Penerimaan <i>Received Planning</i>	Pendaftar <i>Applicants</i>			Siswa Baru Tingkat I <i>New Entrants to Grade I</i>		
		Laki2 <i>Male</i>	Perempuan <i>Female</i>	L+P <i>M+F</i>	Laki2 <i>Male</i>	Perempuan <i>Female</i>	L+P <i>M+F</i>
SD / <i>Prarmary Sec. Sch.</i>	4,198,649	2,668,234	2,601,076	5,269,310	2,396,771	2,335,777	4,732,548
Negeri / <i>Public</i>	3,912,710	2,343,054	2,293,323	4,636,377	2,155,512	2,108,273	4,263,785
Swasta / <i>Private</i>	285,939	325,180	307,753	632,933	241,259	227,504	468,763
SMP / <i>Junior Sec. Sch.</i>	3,239,378	1,782,978	1,720,941	3,503,919	1,525,606	1,471,406	2,997,012
Negeri / <i>Public</i>	2,362,007	1,345,218	1,324,587	2,669,805	1,131,308	1,119,778	2,251,086
Swasta / <i>Private</i>	877,371	437,760	396,354	834,114	394,298	351,628	745,926
SM / <i>Senior Secondary School</i>	2,706,602	1,800,061	1,639,069	3,439,130	1,355,846	1,238,379	2,594,225
Negeri / <i>Public</i>	1,387,617	958,324	987,413	1,945,737	671,595	702,278	1,373,873
Swasta / <i>Private</i>	1,318,985	841,737	651,656	1,493,393	684,251	536,101	1,220,352
SMA / <i>General</i>	1,389,559	786,579	904,439	1,691,018	642,097	732,710	1,374,807
Negeri / <i>Public</i>	915,993	533,268	645,900	1,179,168	415,394	503,284	918,678
Swasta / <i>Private</i>	473,566	253,311	258,539	511,850	226,703	229,426	456,129
SMK / <i>Vocational</i>	1,317,043	1,013,482	734,630	1,748,112	713,749	505,669	1,219,418
Negeri / <i>Public</i>	471,624	425,056	341,513	766,569	256,201	198,994	455,195
Swasta / <i>Private</i>	845,419	588,426	393,117	981,543	457,548	306,675	764,223
PT / <i>Higher Education</i>	-	1,256,159	1,252,283	2,508,442	498,117	526,262	1,024,379
Negeri / <i>Public</i>	-	638,571	666,079	1,304,650	210,193	266,200	476,393
Swasta / <i>Private</i>	-	617,588	586,204	1,203,792	287,924	260,062	547,986
<i>Jenjang Program / Level of Prg.</i>							
S0 + S1+ S2 + S3 / <i>Dipl.+ Grad</i>	-	1,256,159	1,252,283	2,508,442	498,117	526,262	1,024,379
Program S0 / <i>Diploma Prg.</i>	-	186,992	211,123	398,115	79,640	94,235	173,875
Negeri / <i>Public</i>	-	60,834	61,876	122,710	31,823	28,923	60,746
Swasta / <i>Private</i>	-	126,158	149,247	275,405	47,817	65,312	113,129
Program S1 / <i>Graduate Prg.</i>	-	1,011,788	992,870	2,004,658	382,808	403,969	786,777
Negeri / <i>Public</i>	-	538,623	572,159	1,110,782	155,185	217,435	372,620
Swasta / <i>Private</i>	-	473,165	420,711	893,876	227,623	186,534	414,157
Program S2 / <i>Graduate Prg.</i>	-	52,977	45,635	98,612	32,874	26,252	59,126
Negeri / <i>Public</i>	-	34,990	29,610	64,600	20,610	18,167	38,777
Swasta / <i>Private</i>	-	17,987	16,025	34,012	12,264	8,085	20,349
Program S3 / <i>Graduate Prg.</i>	-	4,402	2,655	7,057	2,795	1,806	4,601
Negeri / <i>Public</i>	-	4,124	2,434	6,558	2,575	1,675	4,250
Swasta / <i>Private</i>	-	278	221	499	220	131	351

TABEL / TABLE : 13

RSP09/10

PERKEMBANGAN JUMLAH PENDAFTAR NEGERI DAN SWASTA

TREND OF PUBLIC AND PRIVATE APPLICANTS TO GRADE I

TAHUN / YEAR : 2007/2008--2009/2010

Tingkatan dan Jenis Sekolah / Level and Type of School	2007/2008			2008/2009			2009/2010		
	Negeri Public	Swasta Private	Jumlah Total	Negeri Public	Swasta Private	Jumlah Total	Negeri Public	Swasta Private	Jumlah Total
SD / Primary Sec. Sch.	4,513,779	702,854	5,216,633	4,539,181	740,790	5,279,971	4,636,377	632,933	5,269,310
SMP / Junior SS	2,427,493	856,832	3,284,325	2,528,408	883,167	3,411,575	2,669,805	834,114	3,503,919
SM / Senior SS	1,842,819	1,376,717	3,219,536	1,848,218	1,493,311	3,341,529	1,945,737	1,493,393	3,439,130
SMA / General	1,302,667	581,216	1,883,883	1,222,509	559,813	1,782,322	1,179,168	511,850	1,691,018
SMK / Vocational	540,152	795,501	1,335,653	625,709	933,498	1,559,207	766,569	981,543	1,748,112
PT / Higher Education	1,491,994	773,133	2,118,624	1,605,893	1,204,620	2,810,513	1,304,650	1,203,792	2,508,442
Diploma / Diploma	348,194	138,347	486,541	355,664	270,119	625,783	122,710	275,405	398,115
S1 (Sarjana) / Graduate Prg.	1,041,203	590,880	1,632,083	1,135,204	870,487	2,005,691	1,110,782	893,876	2,004,658
S2 (Sarjana) / Graduate Prg.	91,076	40,203	131,279	101,223	58,454	159,677	64,600	34,012	98,612
S3 (Sarjana) / Graduate Prg.	11,521	3,703	15,224	13,802	5,560	19,362	6,558	499	7,057

TABEL / TABLE : 14
JUMLAH SISWA BARU TINGKAT I MENURUT JENIS KETUNAAAN
NUMBER OF NEW ENTRANTS TO GRADE I BY TYPE OF HANDICAPPED
SLB / SPECIAL SCHOOL (SS)
TAHUN / YEAR : 2009/2010

RSP09/10

No.	Jenis Ketunaan <i>Type of Handicapped</i>	Status Sekolah / <i>Status of School</i>				Jumlah / <i>Total</i>	
		Negeri / <i>Public</i>		Swasta / <i>Private</i>		Jml/No.	%
		Jml/No.	%	Jml/No.	%		
1.	Tunanetra / <i>Blind</i>	35	0.58	287	2.12	322	1.64
2.	Tunarungu / <i>Deaf</i>	45	0.74	1,580	11.64	1,625	8.27
3.	Tunagrahita <i>Mentally Retarded</i>	6	0.10	1,044	7.69	1,050	5.34
4.	Tunadaksa / <i>Physical Handicapped</i>	7	0.12	63	0.46	70	0.36
5.	Tunalaras / <i>Mal-Adjusted</i>	-	-	92	0.68	92	0.47
6.	Tuna Ganda <i>Multiple Handicapped</i>	-	-	49	0.36	49	0.25
7.	Autisme/ <i>Autism</i>	-	-	387	2.85	387	1.97
8.	Campuran / <i>Mixed Types of Handicapped</i>	5,985	98.47	10,067	74.19	16,052	81.70
Jumlah / <i>Total</i>		6,078	100.00	13,569	100.00	19,647	100.00

TABEL / TABLE : 14A

RSP09/10

JUMLAH SISWA BARU TINGKAT I MENURUT JENJANG PENDIDIKAN DAN STATUS SEKOLAH

NUMBER OF NEW ENTRANTS TO GRADE I BY LEVEL OF EDUCATION AND STATUS OF SCHOOL

PLB / SPECIAL EDUCATION

TAHUN / YEAR : 2009/2010

No.	Jenis Sekolah <i>Type of School</i>	Status Sekolah / <i>Status of School</i>				Jumlah / <i>Total</i>	
		Negeri / <i>Public</i>		Swasta / <i>Private</i>			
		Jml/No.	%	Jml/No.	%	Jml/No.	%
1.	TK / Kindergarten	604	16.43	3,072	83.57	3,676	18.71
2.	Sekolah Dasar Luar Biasa (SDLB) <i>Special Primary School</i>	4,423	41.74	6,173	58.26	10,596	53.93
3.	SMP / <i>J.S.S</i>	791	20.96	2,983	79.04	3,774	19.21
4.	SM / <i>S.S.S</i>	260	16.24	1,341	83.76	1,601	8.15
Jumlah / <i>Total</i>		6,078	30.94	13,569	69.06	19,647	100.00

TABEL / TABLE : 15

RSP09/10

JUMLAH SISWA BARU TINGKAT I MENURUT ASAL SEKOLAH
NUMBER OF NEW ENTRANTS TO GRADE I BY PREVIOUS SCHOOLING
TAHUN / YEAR : 2009/2010

Tingkatan dan Jenis Sekolah <i>Level and Type of School</i>	Asal Sekolah / Previous Schooling						Jumlah <i>Total</i>
	TK Rumah tangga		SMP <i>JSS</i>	MTs. <i>Islamic JSS</i>	Paket A/B/C <i>Packet A/B/C JSS</i>		
	<i>Kindegarten</i>	<i>House Hold</i>					
	SD <i>Primary School</i>	MI <i>Islamic Primary S.</i>					
SD / Primary Sec. Sch.	2,654,226	2,078,322	-	-	-	4,732,548	
Negeri / Public	2,327,049	1,936,736	-	-	-	4,263,785	
Swasta / Private	327,177	141,586	-	-	-	468,763	
SMP / Junior Secondary School	2,843,791	151,498	-	-	-	2,997,012	
Negeri / Public	2,154,635	95,758	-	-	693	2,251,086	
Swasta / Private	689,156	55,740	-	-	1,030	745,926	
SM / Senior Secondary School	-	-	2,230,188	320,542	43,495	2,594,225	
Negeri / Public	-	-	1,218,900	139,964	15,009	1,373,873	
Swasta / Private	-	-	1,011,288	180,578	28,486	1,220,352	
SMA / General	-	-	1,197,766	154,594	22,447	1,374,807	
Negeri / Public	-	-	812,948	94,746	10,984	918,678	
Swasta / Private	-	-	384,818	59,848	11,463	456,129	
SMK / Vocational	-	-	1,032,422	165,948	21,048	1,219,418	
Negeri / Public	-	-	405,952	45,218	4,025	455,195	
Swasta / Private	-	-	626,470	120,730	17,023	764,223	

TABEL / TABLE : 16

RSP09/10

PERKEMBANGAN JUMLAH SISWA BARU TINGKAT I NEGERI DAN SWASTA

TREND OF PUBLIC AND PRIVATE NEW ENTRANTS TO GRADE I

TAHUN / YEAR : 2007/2008--2009/2010

Tingkatan dan Jenis Sekolah / Level and Type of School	2007/2008			2008/2009			2009/2010		
	Negeri Public	Swasta Private	Jumlah Total	Negeri Public	Swasta Private	Jumlah Total	Negeri Public	Swasta Private	Jumlah Total
TK / Kindergarten	34,752	1,917,679	1,952,431	42,169	2,334,355	2,376,524	75,511	2,109,742	2,185,253
SLB / Special School	6,377	14,211	20,588	5,908	13,848	19,756	6,078	13,569	19,647
SD / Primary School	4,201,060	421,974	4,623,034	4,222,579	445,398	4,667,977	4,263,785	468,763	4,732,548
SMP / Junior SS	2,236,784	779,373	3,016,157	2,319,412	836,896	3,156,308	2,251,086	745,926	2,997,012
SM / Senior SS	1,217,199	1,176,773	2,393,972	1,290,947	1,241,422	2,532,369	1,373,873	1,220,352	2,594,225
SMA / General	854,410	483,452	1,337,862	872,615	456,068	1,328,683	918,678	456,129	1,374,807
SMK / Vocational	362,789	693,321	1,056,110	418,332	785,354	1,203,686	455,195	764,223	1,219,418
PT / Higher Education	305,209	785,208	1,030,970	469,284	528,247	997,531	476,393	547,986	1,024,379
S0 (Diploma) / Diploma	47,320	140,513	187,833	94,827	66,658	161,485	60,746	113,129	173,875
S1 (Sarjana) / Graduate Prg.	243,035	600,102	843,137	348,346	430,646	778,992	372,620	414,157	786,777
S2 (Sarjana) / Graduate Prg.	12,368	40,832	53,200	20,877	29,332	50,209	38,777	20,349	59,126
S3 (Sarjana) / Graduate Prg.	2,486	3,761	6,247	5,234	1,611	6,845	4,250	351	4,601

TABEL / TABLE : 17

RSP09/10

JUMLAH SISWA MENURUT JENJANG PENDIDIKAN DAN STATUS SEKOLAH

NUMBER OF PUPILS BY LEVEL OF EDUCATION AND STATUS OF SCHOOL

PLB / SPECIAL EDUCATION

TAHUN / YEAR : 2009/2010

No.	Jenis Sekolah <i>Type of School</i>	Status Sekolah / <i>Status of School</i>				Jumlah / <i>Total</i>	
		Negeri / <i>Public</i>		Swasta / <i>Private</i>			
		Jml/No.	%	Jml/No.	%	Jml/No.	%
1.	TK / Kindergarten	1,134	14.69	6,585	85.31	7,719	10.39
2.	Sekolah Dasar Luar Biasa (SDLB) <i>Special Primary School</i>	19,817	38.87	31,165	61.13	50,982	68.62
3.	SMP / <i>J.S.S</i>	1,870	17.35	8,909	82.65	10,779	14.51
4.	SM / <i>S.S.S</i>	670	13.91	4,145	86.09	4,815	6.48
Jumlah / <i>Total</i>		23,491	31.62	50,804	68.38	74,295	100.00

TABEL / TABLE : 17A

RSP09/10

JUMLAH SISWA MENURUT JENIS KETUNAAAN DAN STATUS SEKOLAH

NUMBER OF PUPILS BY TYPE OF HANDICAPPED AND STATUS OF SCHOOL

SLB / SPECIAL SCHOOL (SS)

TAHUN / YEAR : 2009/2010

No.	Jenis Sekolah <i>Type of School</i>	Status Sekolah / Status of School				Jumlah / Total	
		Negeri / Public		Swasta / Private			
		Jml/No.	%	Jml/No.	%	Jml/No.	%
1.	Tunanetra / <i>Blind</i>	143	0.61	920	1.81	1,063	1.43
2.	Tunarungu / <i>Deaf</i>	162	0.69	5,108	10.05	5,270	7.09
3.	Tunagrahita <i>Mentally Retarded</i>	14	0.06	4,044	7.96	4,058	5.46
4.	Tunadaksa / <i>Physical Handicapped</i>	32	0.14	183	0.36	215	0.29
5.	Tunalaras / <i>Mal-Adjusted</i>	-	-	429	0.84	429	0.58
6.	Tuna Ganda <i>Multiple Handicapped</i>	-	-	175	0.34	175	0.24
7.	Autisme/Autism	-	-	641	1.26	641	0.86
8.	Campuran / <i>Mixed Types of Handicapped</i>	23,140	98.51	39,304	77.36	62,444	84.05
Jumlah / Total		23,491	100.00	50,804	100.00	74,295	100.00

TABEL / TABLE : 18
JUMLAH SISWA MENURUT AGAMA
NUMBER OF PUPILS BY RELIGION
TAHUN / YEAR : 2009/2010

RSP09/10

Tingkatan dan Jenis Sekolah <i>Level and Type of School</i>	Agama / Religion						Jumlah <i>Total</i>
	Islam <i>Moslem</i>	Protestan <i>Christian</i>	Katolik <i>Catholic</i>	Hindu <i>Hinduism</i>	Budha <i>Budhism</i>	Konghuchu <i>Confusius</i>	
SD / Primary School	23,235,991	2,391,906	1,076,484	521,770	95,253	7,197	27,328,601
Negeri / <i>Public</i>	21,950,813	1,706,782	694,136	431,922	75,729	4,554	24,863,936
Swasta / <i>Private</i>	1,285,178	685,124	382,348	89,848	19,524	2,643	2,464,665
SMP / Junior Sec. Sch.	7,428,225	902,192	481,367	239,316	28,981	26,925	9,107,006
Negeri / <i>Public</i>	5,803,130	586,300	255,193	155,353	11,852	629	6,812,457
Swasta / <i>Private</i>	1,625,095	315,892	226,174	83,963	17,129	26,296	2,294,549
SM / Senior Sec. Sch.	6,021,863	745,295	280,360	142,358	70,106	1,862	7,261,844
Negeri / <i>Public</i>	3,189,729	391,006	105,872	87,240	10,341	420	3,784,608
Swasta / <i>Private</i>	2,832,134	354,289	174,488	55,118	59,765	1,442	3,477,236
SMA / General	3,130,854	479,708	195,084	90,752	45,403	975	3,942,776
Negeri / <i>Public</i>	2,171,053	279,064	77,759	61,593	5,356	152	2,594,977
Swasta / <i>Private</i>	959,801	200,644	117,325	29,159	40,047	823	1,347,799
SMK / Vocational	2,891,009	265,587	85,276	51,606	24,703	887	3,319,068
Negeri / <i>Public</i>	1,018,676	111,942	28,113	25,647	4,985	268	1,189,631
Swasta / <i>Private</i>	1,872,333	153,645	57,163	25,959	19,718	619	2,129,437

TABEL / TABLE : 19
JUMLAH SISWA MENURUT TINGKAT
NUMBER OF PUPILS BY GRADE
TAHUN / YEAR : 2009/2010

RSP09/10

Tingkatan dan Jenis Sekolah / Level and Type of School	Tingkat / Grade						Jumlah Total
	I	II	III	IV	V	VI	
TK / Kindergarten *)	1,095,639	1,851,554	-	-	-	-	2,947,193
<i>Negeri / Public</i>	33,177	63,860	-	-	-	-	97,037
<i>Swasta / Private</i>	1,062,462	1,787,694	-	-	-	-	2,850,156
SD / Primary School	4,926,693	4,805,786	4,794,921	4,527,619	4,267,097	4,006,485	27,328,601
<i>Negeri / Public</i>	4,438,114	4,357,070	4,373,497	4,119,124	3,900,037	3,676,094	24,863,936
<i>Swasta / Private</i>	488,579	448,716	421,424	408,495	367,060	330,391	2,464,665
SMP / Junior Sec. Sch.	3,010,858	3,144,104	2,952,044	-	-	-	9,107,006
<i>Negeri / Public</i>	2,261,436	2,342,780	2,208,241	-	-	-	6,812,457
<i>Swasta / Private</i>	749,422	801,324	743,803	-	-	-	2,294,549
SM / Senior Sec. Sch.	2,607,154	2,434,232	2,220,458	-	-	-	7,261,844
<i>Negeri / Public</i>	1,380,898	1,254,580	1,149,130	-	-	-	3,784,608
<i>Swasta / Private</i>	1,226,256	1,179,652	1,071,328	-	-	-	3,477,236
SMA / General	1,382,731	1,300,281	1,259,764	-	-	-	3,942,776
<i>Negeri / Public</i>	923,540	854,109	817,328	-	-	-	2,594,977
<i>Swasta / Private</i>	459,191	446,172	442,436	-	-	-	1,347,799
SMK / Vocational	1,224,423	1,133,951	960,694	-	-	-	3,319,068
<i>Negeri / Public</i>	457,358	400,471	331,802	-	-	-	1,189,631
<i>Swasta / Private</i>	767,065	733,480	628,892	-	-	-	2,129,437

Catatan / Notes :

***) Tingkat I adalah Tipe A dan tingkat II adalah Tipe B / Grade I means Type A and Grade II means Type B.**

TABEL / TABLE : 20

RSP09/10

JUMLAH SISWA TINGKAT III SMA MENURUT PROGRAM PENGAJARAN DAN STATUS SEKOLAH*NUMBER OF GRADE III GSSS PUPILS BY LEARNING PROGRAM AND STATUS OF SCHOOL***TAHUN / YEAR : 2009/2010**

No.	Kelompok <i>Group of Program</i>	Status Sekolah / <i>Status of School</i>				Jumlah <i>Total</i>
		Negeri / <i>Public</i>		Swasta / <i>Private</i>		
		Jml./No.	%	Jml./No.	%	
1	Bahasa / <i>Language</i>	30,027	69.11	13,424	30.89	43,451
2	IPA / <i>Science</i>	365,003	69.39	160,988	30.61	525,991
3	IPS / <i>Social Science</i>	422,298	61.17	268,024	38.83	690,322
Jumlah / <i>Total</i>		817,328	64.88	442,436	35.12	1,259,764

JUMLAH SISWA MENURUT JENIS KELAMIN DAN STATUS SEKOLAH

NUMBER OF PUPILS BY SEX AND STATUS OF SCHOOL

TAHUN / YEAR : 2009/2010

Tingkatan dan Jenis Sekolah <i>Level and Type of School</i>	Laki-Laki / <i>Male</i>		Perempuan / <i>Female</i>		Jumlah <i>Total</i>
	Jml/No. of	%	Jml/No. of	%	
TK / Kindergarten	1,483,383	50.33	1,463,810	49.67	2,947,193
Negeri / <i>Public</i>	48,597	50.08	48,440	49.92	97,037
Swasta / <i>Private</i>	1,434,786	50.34	1,415,370	49.66	2,850,156
SLB / Special School	42,344	57.00	31,949	43.00	74,293
Negeri / <i>Public</i>	13,478	57.38	10,011	42.62	23,489
Swasta / <i>Private</i>	28,866	56.82	21,938	43.18	50,804
SD / Primary School	13,759,614	50.35	13,568,987	49.65	27,328,601
Negeri / <i>Public</i>	12,497,003	50.26	12,366,933	49.74	24,863,936
Swasta / <i>Private</i>	1,262,611	51.23	1,202,054	48.77	2,464,665
SMP / Junior SS	4,616,922	50.70	4,490,084	49.30	9,107,006
Negeri / <i>Public</i>	3,411,518	50.08	3,400,939	49.92	6,812,457
Swasta / <i>Private</i>	1,205,404	52.53	1,089,145	47.47	2,294,549
SM / Senior Sec. Sch.	3,781,848	52.08	3,479,996	47.92	7,261,844
Negeri / <i>Public</i>	1,832,865	48.43	1,951,743	51.57	3,784,608
Swasta / <i>Private</i>	1,948,983	56.05	1,528,253	43.95	3,477,236
SMA / General	1,839,470	46.65	2,103,306	53.35	3,942,776
Negeri / <i>Public</i>	1,167,822	45.00	1,427,155	55.00	2,594,977
Swasta / <i>Private</i>	671,648	49.83	676,151	50.17	1,347,799
SMK / Vocational	1,942,378	58.52	1,376,690	41.48	3,319,068
Negeri / <i>Public</i>	665,043	55.90	524,588	44.10	1,189,631
Swasta / <i>Private</i>	1,277,335	59.98	852,102	40.02	2,129,437
PT / Higher Education	2,160,417	50.18	2,145,174	49.82	4,305,591
Negeri / <i>Public</i>	790,363	44.57	982,950	55.43	1,773,313
Swasta / <i>Private</i>	1,370,054	54.10	1,162,224	45.90	2,532,278
Jenjang Program / Level of Prg.					
Program S0 / <i>Diploma Prg.</i>	356,640	35.98	634,621	64.02	991,261
Negeri / <i>Public</i>	147,152	29.47	352,211	70.53	499,363
Swasta / <i>Private</i>	209,488	42.59	282,410	57.41	491,898
Program S1 / <i>Diploma Prg.</i>	1,692,462	54.66	1,403,850	45.34	3,096,312
Negeri / <i>Public</i>	584,837	51.45	551,922	48.55	1,136,759
Swasta / <i>Private</i>	1,107,625	56.52	851,928	43.48	1,959,553
Program S2 / <i>Diploma Prg.</i>	97,142	49.71	98,263	50.29	195,405
Negeri / <i>Public</i>	45,695	39.23	70,775	60.77	116,470
Swasta / <i>Private</i>	51,447	65.18	27,488	34.82	78,935
Program S3 / <i>Diploma Prg.</i>	14,173	62.68	8,440	37.32	22,613
Negeri / <i>Public</i>	12,679	61.19	8,042	38.81	20,721
Swasta / <i>Private</i>	1,494	78.96	398	21.04	1,892

TABEL / TABLE : 21A

RSP09/10

JUMLAH SISWA LAKI-LAKI MENURUT TINGKAT

NUMBER OF MALE PUPILS BY GRADE

TAHUN / YEAR : 2009/2010

Tingkatan dan Jenis Sekolah / Level and Type of School	Tingkat / Grade						Jumlah Total
	I	II	III	IV	V	VI	
TK / Kindergarten *)	546,761	936,622	-	-	-	-	1,483,383
Negeri / Public	16,435	32,162	-	-	-	-	48,597
Swasta / Private	530,326	904,460	-	-	-	-	1,434,786
SD / Primary School	2,495,145	2,410,521	2,415,206	2,275,927	2,147,607	2,015,208	13,759,614
Negeri / Public	2,242,438	2,182,680	2,199,397	2,067,976	1,959,110	1,845,402	12,497,003
Swasta / Private	252,707	227,841	215,809	207,951	188,497	169,806	1,262,611
SMP / Junior SS	1,534,885	1,596,774	1,485,263	-	-	-	4,616,922
Negeri / Public	1,138,432	1,175,646	1,097,440	-	-	-	3,411,518
Swasta / Private	396,453	421,128	387,823	-	-	-	1,205,404
SM / Senior Sec. Sch.	1,365,018	1,264,966	1,151,864	-	-	-	3,781,848
Negeri / Public	676,902	604,759	551,204	-	-	-	1,832,865
Swasta / Private	688,116	660,207	600,660	-	-	-	1,948,983
SMA / General	647,798	603,709	587,963	-	-	-	1,839,470
Negeri / Public	419,025	382,060	366,737	-	-	-	1,167,822
Swasta / Private	228,773	221,649	221,226	-	-	-	671,648
SMK / Vocational	717,220	661,257	563,901	-	-	-	1,942,378
Negeri / Public	257,877	222,699	184,467	-	-	-	665,043
Swasta / Private	459,343	438,558	379,434	-	-	-	1,277,335

Catatan / Notes :

*) Tingkat I adalah Tipe A dan tingkat II adalah Tipe B / Grade I means Type A and Grade II means Type B.

TABEL / TABLE : 21B

RSP09/10

JUMLAH SISWA PEREMPUAN MENURUT TINGKAT

NUMBER OF FEMALE PUPILS BY GRADE

TAHUN / YEAR : 2009/2010

Tingkatan dan Jenis Sekolah / Level and Type of School	Tingkat / Grade						Jumlah Total
	I	II	III	IV	V	VI	
TK / Kindergarten *)	548,878	914,932	-	-	-	-	1,463,810
Negeri / Public	16,742	31,698	-	-	-	-	48,440
Swasta / Private	532,136	883,234	-	-	-	-	1,415,370
SD / Primary School	2,431,548	2,395,265	2,379,715	2,251,692	2,119,490	1,991,277	13,568,987
Negeri / Public	2,195,676	2,174,390	2,174,100	2,051,148	1,940,927	1,830,692	12,366,933
Swasta / Private	235,872	220,875	205,615	200,544	178,563	160,585	1,202,054
SMP / Junior SS	1,475,973	1,547,330	1,466,781	-	-	-	4,490,084
Negeri / Public	1,123,004	1,167,134	1,110,801	-	-	-	3,400,939
Swasta / Private	352,969	380,196	355,980	-	-	-	1,089,145
SM / Senior Sec. Sch.	1,242,136	1,169,266	1,068,594	-	-	-	3,479,996
Negeri / Public	703,996	649,821	597,926	-	-	-	1,951,743
Swasta / Private	538,140	519,445	470,668	-	-	-	1,528,253
SMA / General	734,933	696,572	671,801	-	-	-	2,103,306
Negeri / Public	504,515	472,049	450,591	-	-	-	1,427,155
Swasta / Private	230,418	224,523	221,210	-	-	-	676,151
SMK / Vocational	507,203	472,694	396,793	-	-	-	1,376,690
Negeri / Public	199,481	177,772	147,335	-	-	-	524,588
Swasta / Private	307,722	294,922	249,458	-	-	-	852,102

Catatan / Notes :

*) Tingkat I adalah Tipe A dan tingkat II adalah Tipe B / Grade I means Type A and Grade II means Type B.

JUMLAH SISWA MENURUT KELOMPOK UMUR

NUMBER OF PUPILS BY AGE-GROUP

TAHUN / YEAR : 2009/2010

Tingkatan dan Jenis Sekolah / Level and Type of School	Kelompok Umur / Age-group (tahun / year)						Jumlah Total
	< 4 th/year		4--5 th/year		> 5 th/year		
	< 7 th/year		7--12 th/year		> 12 th/year		
	< 13 th/year	%	13--15 th/year	%	> 15 th/year	%	
	< 16 th/year		16--18 th/year		> 18 th/year		
TK / Kindergarten	103,187	3.50	2,130,987	72.31	713,019	24.19	2,947,193
Negeri / Public	4,177	4.30	73,164	75.40	19,696	20.30	97,037
Swasta / Private	99,010	3.47	2,057,823	72.20	693,323	24.33	2,850,156
SD / Primary School	2,933,798	10.74	23,597,186	86.35	797,617	2.92	27,328,601
Negeri / Public	2,602,127	10.47	21,523,742	86.57	738,067	2.97	24,863,936
Swasta / Private	331,671	13.46	2,073,444	84.13	59,550	2.42	2,464,665
SMP / Junior SS	627,554	6.89	7,401,545	81.27	1,077,907	11.84	9,107,006
Negeri / Public	397,603	5.84	5,574,353	81.83	840,501	12.34	6,812,457
Swasta / Private	229,951	10.02	1,827,192	79.63	237,406	10.35	2,294,549
SM / Senior Sec. Sch.	549,632	7.57	5,269,313	72.56	1,442,899	19.87	7,261,844
Negeri / Public	330,638	8.74	2,711,077	71.63	742,893	19.63	3,784,608
Swasta / Private	218,994	6.30	2,558,236	73.57	700,006	20.13	3,477,236
SMA / General	228,354	5.79	2,580,790	65.46	1,133,632	28.75	3,942,776
Negeri / Public	198,895	7.66	1,749,026	67.40	647,056	24.93	2,594,977
Swasta / Private	29,459	2.19	831,764	61.71	486,576	36.10	1,347,799
SMK / Vocational	321,278	9.68	2,688,523	81.00	309,267	9.32	3,319,068
Negeri / Public	131,743	11.07	962,051	80.87	95,837	8.06	1,189,631
Swasta / Private	189,535	8.90	1,726,472	81.08	213,430	10.02	2,129,437

Catatan / Notes :

1. Kelompok umur / Age-group <7 th / year, 7--12 th / year dan / and >12 th / year untuk / for SD / Primary School
2. Kelompok umur / Age-group <13 th / year, 13--15 th / year dan / and >15 th / year untuk / for SMP / Junior Secondary School
3. Kelompok umur / Age-group <16 th / year, 16--18 th / year dan / and >18 th / year untuk / for SM / Senior Secondary School

JUMLAH SISWA TINGKAT I MENURUT KELOMPOK UMUR

NUMBER OF PUPILS IN GRADE I BY AGE-GROUP

TAHUN / YEAR : 2009/2010

Tingkatan dan Jenis Sekolah / Level and Type of School	Kelompok Umur / Age-group (tahun / year)						Jumlah Total
	< 13 th/year < 16 th/year	%	13--15 th/year 16--18 th/year	%	> 15 th/year > 18 th/year	%	
SMP / Junior SS	627,554	20.84	2,205,528	73.25	177,776	5.90	3,010,858
Negeri / Public	397,603	17.58	1,701,672	75.25	162,161	7.17	2,261,436
Swasta / Private	229,951	30.68	503,856	67.23	15,615	2.08	749,422
SM / Senior Sec. Sch.	549,632	21.08	1,848,654	70.91	208,868	8.01	2,607,154
Negeri / Public	330,638	23.94	986,405	71.43	63,855	4.62	1,380,898
Swasta / Private	218,994	17.86	862,249	70.32	145,013	11.83	1,226,256
SMA / General	228,354	16.51	963,215	69.66	191,162	13.82	1,382,731
Negeri / Public	198,895	21.54	667,600	72.29	57,045	6.18	923,540
Swasta / Private	29,459	6.42	295,615	64.38	134,117	29.21	459,191
SMK / Vocational	321,278	26.24	885,439	72.31	17,706	1.45	1,224,423
Negeri / Public	131,743	28.81	318,805	69.71	6,810	1.49	457,358
Swasta / Private	189,535	24.71	566,634	73.87	10,896	1.42	767,065

TABEL / TABLE : 22B

RSP09/10

JUMLAH SISWA TINGKAT II MENURUT KELOMPOK UMUR

NUMBER OF PUPILS IN GRADE II BY AGE-GROUP

TAHUN / YEAR : 2009/2010

Tingkatan dan Jenis Sekolah / Level and Type of School	Kelompok Umur / Age-group (tahun / year)						Jumlah Total
	< 13 th/year	%	13--15 th/year	%	> 15 th/year	%	
	< 16 th/year		16--18 th/year		> 18 th/year		
SMP / Junior SS	-	-	2,955,591	94.00	188,513	6.00	3,144,104
Negeri / Public	-	-	2,220,143	94.77	122,637	5.23	2,342,780
Swasta / Private	-	-	735,448	91.78	65,876	8.22	801,324
SM / Senior Sec. Sch.	-	-	2,038,334	83.74	395,898	16.26	2,434,232
Negeri / Public	-	-	1,058,204	84.35	196,376	15.65	1,254,580
Swasta / Private	-	-	980,130	83.09	199,522	16.91	1,179,652
SMA / General	-	-	1,006,808	77.43	293,473	22.57	1,300,281
Negeri / Public	-	-	674,397	78.96	179,712	21.04	854,109
Swasta / Private	-	-	332,411	74.50	113,761	25.50	446,172
SMK / Vocational	-	-	1,031,526	90.97	102,425	9.03	1,133,951
Negeri / Public	-	-	383,807	95.84	16,664	4.16	400,471
Swasta / Private	-	-	647,719	88.31	85,761	11.69	733,480

TABEL / TABLE : 22C

RSP09/10

JUMLAH SISWA TINGKAT III MENURUT KELOMPOK UMUR

NUMBER OF PUPILS IN GRADE III BY AGE-GROUP

TAHUN / YEAR : 2009/2010

Tingkatan dan Jenis Sekolah / Level and Type of School	Kelompok Umur / Age-group (tahun / year)						Jumlah Total
	< 13 th/year	%	13--15 th/year	%	> 15 th/year	%	
	< 16 th/year		16--18 th/year		> 18 th/year		
SMP / Junior SS	-	-	2,240,426	75.89	711,618	24.11	2,952,044
Negeri / Public	-	-	1,652,538	74.84	555,703	25.16	2,208,241
Swasta / Private	-	-	587,888	79.04	155,915	20.96	743,803
SM / Senior Sec. Sch	-	-	1,382,325	62.25	838,133	37.75	2,220,458
Negeri / Public	-	-	666,468	58.00	482,662	42.00	1,149,130
Swasta / Private	-	-	715,857	66.82	355,471	33.18	1,071,328
SMA / General	-	-	610,767	48.48	648,997	51.52	1,259,764
Negeri / Public	-	-	407,029	49.80	410,299	50.20	817,328
Swasta / Private	-	-	203,738	46.05	238,698	53.95	442,436
SMK / Vocational	-	-	771,558	80.31	189,136	19.69	960,694
Negeri / Public	-	-	259,439	78.19	72,363	21.81	331,802
Swasta / Private	-	-	512,119	81.43	116,773	18.57	628,892

TABEL / TABLE : 23

RSP09/10

PERKEMBANGAN JUMLAH SISWA NEGERI DAN SWASTA

TREND OF PUBLIC AND PRIVATE PUPILS

TAHUN / YEAR : 2007/2008--2009/2010

Tingkatan dan Jenis Sekolah / Level and Type of School	2007/2008			2008/2009			2009/2010		
	Negeri Public	Swasta Private	Jumlah Total	Negeri Public	Swasta Private	Jumlah Total	Negeri Public	Swasta Private	Jumlah Total
TK / Kindergarten	50,224	2,733,189	2,783,413	63,490	3,338,885	3,402,375	97,037	2,850,156	2,947,193
SLB / Special School	21,216	49,285	70,501	22,537	50,476	73,013	23,491	50,804	74,295
SD / Primary School	24,403,611	2,223,816	26,627,427	24,642,085	2,342,739	26,984,824	24,863,936	2,464,665	27,328,601
SMP / Junior SS	6,330,728	2,283,578	8,614,306	6,638,014	2,354,605	8,992,619	6,812,457	2,294,549	9,107,006
SM / Senior SS	3,267,613	3,230,242	6,497,855	3,525,151	3,427,798	6,952,949	3,784,608	3,477,236	7,261,844
SMA / General	2,355,179	1,403,714	3,758,893	2,480,318	1,376,927	3,857,245	2,594,977	1,347,799	3,942,776
SMK / Vocational	912,434	1,826,528	2,738,962	1,044,833	2,050,871	3,095,704	1,189,631	2,129,437	3,319,068
PT / Higher Education	1,237,408	2,567,879	3,805,287	1,748,201	2,533,494	4,281,695	1,773,313	2,532,278	4,305,591
S0 / Diploma Program	341,812	461,105	802,917	482,822	446,005	928,827	499,363	491,898	991,261
S1 / Graduate Program	798,559	1,970,047	2,768,606	1,128,188	1,952,317	3,080,505	1,136,759	1,959,553	3,096,312
S2 / Graduate Program	82,115	126,673	208,788	116,470	125,207	241,677	116,470	78,935	195,405
S3 / Graduate Program	14,922	10,054	24,976	20,721	9,965	30,686	20,721	1,892	22,613

TABEL / TABLE : 24

RSP09/10

JUMLAH MENGULANG MENURUT TINGKAT

NUMBER OF REPEATERS BY GRADE

TAHUN / YEAR : 2009/2010

Tingkatan dan Jenis Sekolah <i>Level and Type of School</i>	Tingkat / Grade						Jumlah <i>Total</i>
	I	II	III	IV	V	VI	
SD / <i>Primary School</i>	194,145	248,811	205,966	155,688	117,937	44,427	966,974
Negeri / <i>Public</i>	174,329	234,597	194,925	147,580	112,108	43,512	907,051
Swasta / <i>Private</i>	19,816	14,214	11,041	8,108	5,829	915	59,923
SMP / <i>Junior Sec. Sch.</i>	13,846	12,140	5,889	-	-	-	31,875
Negeri / <i>Public</i>	10,350	9,407	4,345	-	-	-	24,102
Swasta / <i>Private</i>	3,496	2,733	1,544	-	-	-	7,773
SM / <i>Senior Sec. Sch.</i>	12,929	8,548	7,321	-	-	-	28,798
Negeri / <i>Public</i>	7,025	4,604	3,725	-	-	-	15,354
Swasta / <i>Private</i>	5,904	3,944	3,596	-	-	-	13,444
SMA / <i>General</i>	7,924	4,482	4,075	-	-	-	16,481
Negeri / <i>Public</i>	4,862	2,805	2,321	-	-	-	9,988
Swasta / <i>Private</i>	3,062	1,677	1,754	-	-	-	6,493
SMK / <i>Vocational</i>	5,005	4,066	3,246	-	-	-	12,317
Negeri / <i>Public</i>	2,163	1,799	1,404	-	-	-	5,366
Swasta / <i>Private</i>	2,842	2,267	1,842	-	-	-	6,951

TABEL / TABLE : 24A

RSP09/10

JUMLAH MENGULANG LAKI-LAKI MENURUT TINGKAT
NUMBER OF MALE REPEATERS BY GRADE

TAHUN / YEAR : 2009/2010

Tingkatan dan Jenis Sekolah <i>Level and Type of School</i>	Tingkat / Grade						Jumlah <i>Total</i>
	I	II	III	IV	V	VI	
SD / Primary School	98,374	155,489	128,641	95,632	71,505	23,156	572,797
Negeri / Public	86,926	146,602	121,516	90,449	67,701	22,656	535,850
Swasta / Private	11,448	8,887	7,125	5,183	3,804	500	36,947
SMP / Junior Sec. Sch.	9,279	9,006	3,573	-	-	-	21,858
Negeri / Public	7,124	7,073	2,585	-	-	-	16,782
Swasta / Private	2,155	1,933	988	-	-	-	5,076
SM / Senior Sec. Sch.	9,172	5,945	4,744	-	-	-	19,861
Negeri / Public	5,307	3,331	2,417	-	-	-	11,055
Swasta / Private	3,865	2,614	2,327	-	-	-	8,806
SMA / General	5,701	3,086	2,407	-	-	-	11,194
Negeri / Public	3,631	1,951	1,345	-	-	-	6,927
Swasta / Private	2,070	1,135	1,062	-	-	-	4,267
SMK / Vocational	3,471	2,859	2,337	-	-	-	8,667
Negeri / Public	1,676	1,380	1,072	-	-	-	4,128
Swasta / Private	1,795	1,479	1,265	-	-	-	4,539

TABEL / TABLE : 24B**JUMLAH MENGULANG PEREMPUAN MENURUT TINGKAT***NUMBER OF FEMALE REPEATERS BY GRADE***TAHUN / YEAR : 2009/2010**

Tingkatan dan Jenis Sekolah <i>Level and Type of School</i>	Tingkat / Grade						Jumlah <i>Total</i>
	I	II	III	IV	V	VI	
<i>SD / Primary School</i>	95,771	93,322	77,325	60,056	46,432	21,271	394,177
<i>Negeri / Public</i>	87,403	87,995	73,409	57,131	44,407	20,856	371,201
<i>Swasta / Private</i>	8,368	5,327	3,916	2,925	2,025	415	22,976
<i>SMP / Junior Sec. Sch.</i>	4,567	3,134	2,316	-	-	-	10,017
<i>Negeri / Public</i>	3,226	2,334	1,760	-	-	-	7,320
<i>Swasta / Private</i>	1,341	800	556	-	-	-	2,697
<i>SM / Senior Sec. Sch.</i>	3,757	2,603	2,577	-	-	-	8,937
<i>Negeri / Public</i>	1,718	1,273	1,308	-	-	-	4,299
<i>Swasta / Private</i>	2,039	1,330	1,269	-	-	-	4,638
<i>SMA / General</i>	2,223	1,396	1,668	-	-	-	5,287
<i>Negeri / Public</i>	1,231	854	976	-	-	-	3,061
<i>Swasta / Private</i>	992	542	692	-	-	-	2,226
<i>SMK / Vocational</i>	1,534	1,207	909	-	-	-	3,650
<i>Negeri / Public</i>	487	419	332	-	-	-	1,238
<i>Swasta / Private</i>	1,047	788	577	-	-	-	2,412

TABEL / TABLE : 25

RSP09/10

JUMLAH MENGULANG MENURUT JENIS KELAMIN DAN STATUS SEKOLAH

NUMBER OF REPEATERS BY SEX AND STATUS OF SCHOOL

TAHUN / YEAR : 2009/2010

Tingkatan dan Jenis Sekolah <i>Level and Type of School</i>	Laki2 / Male		Perempuan / Female		Jumlah <i>Total</i>
	Jml/No. of	%	Jml/No. of	%	
SD / Primary School	572,797	59.24	394,177	40.76	966,974
Negeri / Public	535,850	59.08	371,201	40.92	907,051
Swasta / Private	36,947	61.66	22,976	38.34	59,923
SMP / Junior SS	21,858	68.57	10,017	31.43	31,875
Negeri / Public	16,782	69.63	7,320	30.37	24,102
Swasta / Private	5,076	65.30	2,697	34.70	7,773
SM / Senior Sec. Sch.	19,861	68.97	8,937	31.03	28,798
Negeri / Public	11,055	72.00	4,299	28.00	15,354
Swasta / Private	8,806	65.50	4,638	34.50	13,444
SMA / General	11,194	67.92	5,287	32.08	16,481
Negeri / Public	6,927	69.35	3,061	30.65	9,988
Swasta / Private	4,267	65.72	2,226	34.28	6,493
SMK / Vocational	8,667	70.37	3,650	29.63	12,317
Negeri / Public	4,128	76.93	1,238	23.07	5,366
Swasta / Private	4,539	65.30	2,412	34.70	6,951

TABEL / TABLE : 26

RSP09/10

PERKEMBANGAN JUMLAH MENGULANG NEGERI DAN SWASTA

TREND OF PUBLIC AND PRIVATE REPEATERS

TAHUN / YEAR : 2007/2008--2009/2010

Tingkatan dan Jenis Sekolah / Level and Type of School	2007/2008			2008/2009			2009/2010		
	Negeri Public	Swasta Private	Jumlah Total	Negeri Public	Swasta Private	Jumlah Total	Negeri Public	Swasta Private	Jumlah Total
SD / Primary School	742,916	39,409	782,325	895,444	59,353	954,797	907,051	59,923	966,974
SMP / Junior Sec. Sch.	23,652	12,178	35,830	22,735	11,419	34,154	24,102	7,773	31,875
SM / Senior Sec. Sch.	15,849	15,059	30,908	16,187	11,732	27,919	15,354	13,444	28,798
SMA / General	11,828	9,534	21,362	11,061	6,299	17,360	9,988	6,493	16,481
SMK / Vocational	4,021	5,525	9,546	5,126	5,433	10,559	5,366	6,951	12,317

JUMLAH PESERTA DAN LULUSAN MENURUT JENIS KELAMIN DAN RATA-RATA NILAI UJIAN NASIONAL (UN)

NUMBER OF APPLICANTS AND GRADUATES BY SEX AND NATIONAL EXAMINATION GRADE (NEG)

TAHUN / YEAR : 2009/2010

Tingkatan dan Jenis Sekolah / Level and Type of School	Peserta / Applicants			Lulusan / Graduates			Rata-rata Nilai UN Avg. of NEG
	Laki2 Male	Perempuan Female	Jumlah Total	Laki2 Male	Perempuan Female	Jumlah Total	
TK / Kindergarten	892,865	886,472	1,779,337	...
Negeri / Public	25,549	24,418	49,967	...
Swasta / Private	867,316	862,054	1,729,370	...
SLB / Special School	5,571	4,353	9,924	...
Negeri / Public	1,538	1,212	2,750	...
Swasta / Private	4,033	3,141	7,174	...
SD / Primary School	2,042,012	1,984,399	4,026,411	2,000,007	1,943,689	3,943,696	...
Negeri / Public	1,875,953	1,825,905	3,701,858	1,840,221	1,789,957	3,630,178	...
Swasta / Private	166,059	158,494	324,553	159,786	153,732	313,518	...
SMP / Junior Sec. Sch.	1,381,700	1,375,632	2,757,332	1,340,546	1,332,816	2,673,362	6.57
Negeri / Public	1,022,127	1,041,979	2,064,106	995,386	1,012,943	2,008,329	6.90
Swasta / Private	359,573	333,653	693,226	345,160	319,873	665,033	6.23
SM / Senior Sec. Sch.	1,093,341	994,734	2,088,075	1,044,935	943,494	1,988,429	5.94
Negeri / Public	509,685	544,676	1,054,361	483,417	514,449	997,866	6.05
Swasta / Private	583,656	450,058	1,033,714	561,518	429,045	990,563	5.94
SMA / General	576,384	648,398	1,224,782	548,069	615,138	1,163,207	6.45
Negeri / Public	351,709	425,677	777,386	332,364	402,437	734,801	6.66
Swasta / Private	224,675	222,721	447,396	215,705	212,701	428,406	6.24
SMK / Vocational	516,957	346,336	863,293	496,866	328,356	825,222	6.84
Negeri / Public	157,976	118,999	276,975	151,053	112,012	263,065	6.75
Swasta / Private	358,981	227,337	586,318	345,813	216,344	562,157	6.63
PT / Higher Education	284,733	370,279	655,012	-
Negeri / Public	109,324	201,545	310,869	-
Swasta / Private	175,409	168,734	344,143	-
Jenjang Program / Level of Prog.							
Program S0 / Diploma Prg.	61,093	113,874	174,967	-
Negeri / Public	32,979	73,035	106,014	-
Swasta / Private	28,114	40,839	68,953	-
Program S1 / Diploma Prg.	197,484	237,067	434,551	-
Negeri / Public	63,610	116,316	179,926	-
Swasta / Private	133,874	120,751	254,625	-
Program S2 / Diploma Prg.	24,905	18,824	43,729	-
Negeri / Public	11,913	11,807	23,720	-
Swasta / Private	12,992	7,017	20,009	-
Program S3 / Diploma Prg.	1,251	514	1,765	-
Negeri / Public	822	387	1,209	-
Swasta / Private	429	127	556	-

Catatan / Notes :

1. NEG = National Examination Grade

2. Rata-rata UN = Average of NEG

3. ... = tidak ada data / data not-available

TABEL / TABLE : 28
JUMLAH LULUSAN MENURUT JENIS KETUNAAN
NUMBER OF GRADUATES BY TYPE OF HANDICAPPED
SLB / SPECIAL SCHOOL (SS)
TAHUN / YEAR : 2009/2010

RSP09/10

No.	Jenis Ketunaan <i>Type of Handicapped</i>	Status Sekolah / <i>Status of School</i>				Jumlah / <i>Total</i>	
		Negeri / <i>Public</i>		Swasta / <i>Private</i>			
		Jml/No.	%	Jml/No.	%	Jml/No.	%
1.	Tunanetra / <i>Blind</i>	30	1.09	172	2.40	202	2.04
2.	Tunarungu / <i>Deaf</i>	15	0.55	1,082	15.08	1,097	11.05
3.	Tunagrahita <i>Mentally Retarded</i>	-	-	711	9.91	711	7.16
4.	Tunadaksa / <i>Physical Handicapped</i>	-	-	44	0.61	44	0.44
5.	Tunalaras / <i>Mal-Adjusted</i>	-	-	125	1.74	125	1.26
6.	Tuna Ganda <i>Multiple Handicapped</i>	-	-	9	0.13	9	0.09
7.	Autisme/ <i>Autism</i>	-	-	62	0.86	62	0.62
8.	Campuran / <i>Mixed Types of Handicapped</i>	2,705	98.36	4,969	69.26	7,674	77.33
Jumlah / <i>Total</i>		2,750	100.00	7,174	100.00	9,924	100.00

TABEL / TABLE : 28A

RSP09/10

JUMLAH LULUSAN MENURUT JENJANG PENDIDIKAN DAN STATUS SEKOLAH

NUMBER OF GRADUATES BY LEVEL OF EDUCATION AND STATUS OF SCHOOL

PLB / SPECIAL EDUCATION

TAHUN / YEAR : 2009/2010

No.	Jenis Sekolah <i>Type of School</i>	Status Sekolah / <i>Status of School</i>				Jumlah / <i>Total</i>	
		Negeri / <i>Public</i>		Swasta / <i>Private</i>			
		Jml/No.	%	Jml/No.	%	Jml/No.	%
1.	TK / Kindergarten	384	15.10	2,159	84.90	2,543	25.62
2.	Sekolah Dasar Luar Biasa (SDLB) <i>Special Primary School</i>	1,906	42.58	2,570	57.42	4,476	45.10
3.	SMP / <i>J.S.S</i>	374	18.48	1,650	81.52	2,024	20.40
4.	SM / <i>S.S.S</i>	86	9.76	795	90.24	881	8.88
Jumlah / <i>Total</i>		2,750	27.71	7,174	72.29	9,924	100.00

TABEL / TABLE : 29

RSP09/10

JUMLAH LULUSAN SMA MENURUT PROGRAM PENGAJARAN DAN STATUS SEKOLAH
NUMBER OF GENERAL SSS GRADUATES BY LEARNING PROGRAM AND STATUS OF SCHOOL
TAHUN / YEAR : 2009/2010

No.	Program Pengajaran <i>Learning Program</i>	Status Sekolah / <i>Status of School</i>				Jumlah <i>Total</i>
		Negeri / <i>Public</i>		Swasta / <i>Private</i>		
		Jml./No.	%	Jml./No.	%	
1	Bahasa / <i>Language</i>	27,140	70.49	11,362	29.51	38,502
2	IPA / <i>Science</i>	327,477	67.08	160,706	32.92	488,183
3	IPS / <i>Social Science</i>	380,184	59.73	256,338	40.27	636,522
Jumlah / <i>Total</i>		734,801	63.17	428,406	36.83	1,163,207

TABEL / TABLE : 30

RSP09/10

PERKEMBANGAN JUMLAH LULUSAN NEGERI DAN SWASTA

TREND OF PUBLIC AND PRIVATE GRADUATES

TAHUN / YEAR : 2007/2008--2009/2010

Tingkatan dan Jenis Sekolah / Level and Type of School	2007/2008			2008/2009			2009/2010		
	Negeri Public	Swasta Private	Jumlah Total	Negeri Public	Swasta Private	Jumlah Total	Negeri Public	Swasta Private	Jumlah Total
TK / Kindergarten	24,691	1,655,366	1,680,057	31,612	2,011,626	2,043,238	49,967	1,729,370	1,779,337
SLB / Special School	2,650	7,428	10,078	2,544	7,357	9,901	2,750	7,174	9,924
SD / Primary School	3,539,715	258,983	3,798,698	3,577,858	295,114	3,872,972	3,630,178	313,518	3,943,696
SMP / Junior Sec. Sch.	1,863,963	644,826	2,508,789	1,877,443	685,777	2,563,220	2,008,329	665,033	2,673,362
SM / Senior Sec. Sch.	854,749	874,328	1,729,077	922,181	919,350	1,841,531	997,866	990,563	1,988,429
SMA / General SSS	639,295	403,800	1,043,095	676,816	411,803	1,088,619	734,801	428,406	1,163,207
SMK / Vocational SSS	215,454	470,528	685,982	245,365	507,547	752,912	263,065	562,157	825,222
PT / Higher Education	88,830	203,655	292,485	308,161	344,203	652,364	310,869	344,143	655,012
S0 / Diploma Program	24,801	36,417	61,218	88,700	61,516	150,216	106,014	68,953	174,967
S1 / Graduate Program	57,445	155,076	212,521	195,997	262,086	458,083	179,926	254,625	434,551
S2 / Graduate Program	5,958	11,101	17,059	21,268	18,814	40,082	23,720	20,009	43,729
S3 / Graduate Program	626	1,061	1,687	2,196	1,787	3,983	1,209	556	1,765

TABEL / TABLE : 31**RSP09/10****JUMLAH KEPALA SEKOLAH DAN GURU MENURUT JENIS KELAMIN DAN STATUS SEKOLAH**
*NUMBER OF HEADMASTER AND TEACHERS BY SEX AND STATUS OF SCHOOL***PLB / SPECIAL EDUCATION****TAHUN / YEAR : 2009/2010**

No.	Jenis Kelamin / By Sex	Status Sekolah / Status of School				J u m l a h / T o t a l	
		Negeri / Public		Swasta / Private			
		Jml/No.	%	Jml/No.	%	Jml/No.	%
1.	Laki-laki / Male	2,484	32.61	5,134	67.39	7,618	40.26
2.	Perempuan / Female	3,188	28.20	8,118	71.80	11,306	59.74
Jumlah / Total		5,672	29.97	13,252	70.03	18,924	100.00

TABEL / TABLE : 32

RSP09/10

JUMLAH KEPALA SEKOLAH DAN GURU MENURUT JENIS KETUNAAAN DAN STATUS SEKOLAH
NUMBER OF HEADMASTER AND TEACHERS BY TYPE OF HANDICAPPED AND STATUS OF SCHOOL
SLB / SPECIAL SCHOOL
TAHUN / YEAR : 2009/2010

No.	Jenis Ketunaan <i>Type of Handicapped</i>	Status Sekolah / <i>Status of School</i>				Jumlah / <i>Total</i>	
		Negeri / <i>Public</i>		Swasta / <i>Private</i>			
		Jml/No.	%	Jml/No.	%	Jml/No.	%
1.	Tunanetra / <i>Blind</i>	120	2.12	484	3.65	604	3.19
2.	Tunarungu / <i>Deaf</i>	55	0.97	1,344	10.14	1,399	7.39
3.	Tunagrahita <i>Mentally Retarded</i>	5	0.09	978	7.38	983	5.19
4.	Tunadaksa / <i>Physical Handicapped</i>	2	0.04	72	0.54	74	0.39
5.	Tunalaras / <i>Mal-Adjusted</i>	-	-	104	0.78	104	0.55
6.	Tuna Ganda <i>Multiple Handicapped</i>	-	-	76	0.57	76	0.40
7.	Austisme/Austism	-	-	263	1.98	263	1.39
8.	Campuran / <i>Mixed Type of Handicapped</i>	5,490	96.79	9,931	74.94	15,421	81.49
Jumlah / Total		5,672	100.00	13,252	100.00	18,924	100.00

JUMLAH KEPALA SEKOLAH DAN GURU MENURUT JABATAN, STATUS KEPEGAWAIAN DAN STATUS SEKOLAH
NUMBER OF HEADMASTERS AND TEACHERS BY RESPONSIBILITY, PERSONNEL STATUS, AND STATUS OF SCHOOL
SEKOLAH DASAR (SD) / PRIMARY SCHOOL (PS)
TAHUN / YEAR : 2009/2010

No.	Jabatan dan Status Kepegawaian <i>Responsibility and Personnel Status</i>	Status Sekolah / <i>Status of School</i>				Jumlah <i>Total</i>
		Negeri / <i>Public</i>		Swasta / <i>Private</i>		
		Jml/No.	%	Jml/No.	%	
1.	Kepala Sekolah / <i>Headmasters</i>	128,312	91.09	12,546	8.91	140,858
	Pegawai Negeri / <i>Civil Servant</i>	128,312	95.23	6,426	4.77	134,738
	Bukan PN / <i>Non-civil Servant</i>	-	-	6,120	100.00	6,120
2.	Guru Kelas / <i>Class Teachers</i>	873,590	90.71	89,442	9.29	963,032
	Pegawai Negeri / <i>Civil Servant</i>	705,194	97.87	15,335	2.13	720,529
	Bukan PN / <i>Non-civil Servant</i>	168,396	69.44	74,107	30.56	242,503
3.	Guru Agama / <i>Religion Teachers</i>	187,394	89.82	21,234	10.18	208,628
	Pegawai Negeri / <i>Civil Servant</i>	142,902	96.21	5,629	3.79	148,531
	Bukan PN / <i>Non-civil Servant</i>	44,492	74.03	15,605	25.97	60,097
4.	Guru Orkes / <i>Sport Teachers</i>	142,296	89.74	16,269	10.26	158,565
	Pegawai Negeri / <i>Civil Servant</i>	85,890	96.46	3,149	3.54	89,039
	Bukan PN / <i>Non-civil Servant</i>	56,406	81.13	13,120	18.87	69,526
5.	Guru Bhs. Inggris / <i>English Teachers</i>	71,415	85.83	11,786	14.17	83,201
	Pegawai Negeri / <i>Civil Servant</i>	6,590	96.08	269	3.92	6,859
	Bukan PN / <i>Non-civil Servant</i>	64,825	84.91	11,517	15.09	76,342
6.	Guru Mulok / <i>Local Contents Tch.</i>	63,305	85.90	10,395	14.10	73,700
	Pegawai Negeri / <i>Civil Servant</i>	6,419	95.32	315	4.68	6,734
	Bukan PN / <i>Non-civil Servant</i>	56,886	84.95	10,080	15.05	66,966
Jumlah / Total		1,466,312	90.07	161,672	9.93	1,627,984
Pegawai Negeri / Civil Servant		1,075,307	97.19	31,123	2.81	1,106,430
Bukan PN / Non-civil Servant		391,005	74.97	130,549	25.03	521,554

Catatan / Notes :

Bukan PN = Bukan Pegawai Negeri / Non-civil Servant

JUMLAH KEPALA SEKOLAH DAN GURU MENURUT STATUS KEPEGAWAIAN

NUMBER OF HEADMASTERS AND TEACHERS BY PERSONNEL STATUS

TK / KINDERGARTEN (KG)

TAHUN / YEAR : 2009/2010

No.	Status Kepegawaian <i>Personnel Status</i>	Status Sekolah / <i>Status of School</i>				Jumlah / <i>Total</i>	
		Negeri / <i>Public</i>		Swasta / <i>Private</i>			
		Jml/No.	%	Jml/No.	%	Jml/No.	%
1.	Pegawai Negeri / <i>Civil Servant</i>	5,914	65.23	52,785	19.71	58,699	21.20
	a. Golongan / <i>Rank II</i>	2,517	27.76	19,284	7.20	21,801	7.88
	b. Golongan / <i>Rank III</i>	2,497	27.54	20,884	7.80	23,381	8.45
	c. Golongan / <i>Rank IV</i>	900	9.93	12,617	4.71	13,517	4.88
2.	Non-PNS / <i>Non-Civil Servant</i>	3,152	34.77	214,984	80.29	218,136	78.80
	a. GT Yayasan / <i>Full-time Teachers</i>	-	-	127,736	47.70	127,736	46.14
	b. GB Pusat / <i>ATCL</i>	170	1.88	5,022	1.88	5,192	1.88
	c. GB Daerah / <i>ATDL</i>	366	4.04	5,854	2.19	6,220	2.25
	d. GTT / <i>Part-time Teachers</i>	2,616	28.86	76,372	28.52	78,988	28.53
Jumlah / <i>Total</i>		9,066	100.00	267,769	100.00	276,835	100.00

Catatan/Notes:

1. GB Pusat = Guru Bantu Pusat / *Assisted Teachers of Central Level (ATCL)*2. GB Daerah = Guru Bantu Daerah / *Assisted Teachers of District Level (ATDL)*

JUMLAH KEPALA SEKOLAH DAN GURU MENURUT STATUS KEPEGAWAIAN

NUMBER OF HEADMASTERS AND TEACHERS BY PERSONNEL STATUS

SLB / SPECIAL SCHOOL (SS)

TAHUN / YEAR : 2009/2010

No.	Status Kepegawaian <i>Personnel Status</i>	Status Sekolah / <i>Status of School</i>				Jumlah / <i>Total</i>	
		Negeri / <i>Public</i>		Swasta / <i>Private</i>			
		Jml/No.	%	Jml/No.	%	Jml/No.	%
1.	Kepala Sekolah / <i>Headmasters</i>	378	6.66	1,329	10.03	1,707	9.02
	a. Pemerintah / <i>Public</i>	378	6.66	1,017	7.67	1,395	7.37
	b. Yayasan / <i>Private</i>	-	-	210	1.58	210	1.11
	c. Tidak Tetap / <i>Part-time</i>	-	-	102	0.77	102	0.54
2.	Guru Tetap / <i>Full-time Teachers</i>	3,920	69.11	7,319	55.23	11,239	59.39
	a. Pemerintah / <i>Public</i>	3,920	69.11	4,860	36.67	8,780	46.40
	b. Yayasan / <i>Private</i>	-	-	2,459	18.56	2,459	12.99
3.	Guru TT / <i>Part-time Teachers</i>	1,374	24.22	4,604	34.74	5,978	31.59
	a. Guru Bantu Pusat / <i>Ass. TCL</i>	698	12.31	2,158	16.28	2,856	15.09
	a. Guru Bantu Daerah / <i>Ass. TDL</i>	168	2.96	458	3.46	626	3.31
	b. Bkn. PNS / <i>Non-CS</i>	508	8.96	1,988	15.00	2,496	13.19
Jumlah / <i>Total</i>		5,672	100.00	13,252	100.00	18,924	100.00

Catatan/Notes:

Pegawai Negeri DPK= Peg. Neg. Dipekerjakan / *Appointed Civil Servant*

TABEL / TABLE : 36

RSP09/10

JUMLAH KEPALA SEKOLAH DAN GURU MENURUT JENIS KELAMIN DAN STATUS SEKOLAH
NUMBER OF HEADMASTERS AND TEACHERS BY SEX AND STATUS OF SCHOOL
TAHUN / YEAR : 2009/2010

Tingkatan dan Jenis Sekolah <i>Level and Type of School</i>	Laki-laki / <i>Male</i>		Perempuan / <i>Female</i>		Jumlah/ <i>Total</i>
	Jml/ <i>No. of</i>	%	Jml/ <i>No. of</i>	%	
TK / <i>Kindergarten</i>	9,247	3.34	267,588	96.66	276,835
Negeri / <i>Public</i>	419	4.62	8,647	95.38	9,066
Swasta / <i>Private</i>	8,828	3.30	258,941	96.70	267,769
SD / <i>Primary School</i>	634,655	38.98	993,329	61.02	1,627,984
Negeri / <i>Public</i>	575,668	39.26	890,644	60.74	1,466,312
Swasta / <i>Private</i>	58,987	36.49	102,685	63.51	161,672
SMP / <i>Junior Secondary School</i>	310,338	48.72	326,610	51.28	636,948
Negeri / <i>Public</i>	202,581	46.12	236,652	53.88	439,233
Swasta / <i>Private</i>	107,757	54.50	89,958	45.50	197,715
SM / <i>Senior Secondary School</i>	325,374	54.45	272,190	45.55	597,564
Negeri / <i>Public</i>	147,275	50.74	142,972	49.26	290,247
Swasta / <i>Private</i>	178,099	57.95	129,218	42.05	307,317
SMA / <i>General SSS</i>	165,457	50.57	161,706	49.43	327,163
Negeri / <i>Public</i>	92,556	48.27	99,188	51.73	191,744
Swasta / <i>Private</i>	72,901	53.83	62,518	46.17	135,419
SMK / <i>Vocational SSS</i>	159,917	59.14	110,484	40.86	270,401
Negeri / <i>Public</i>	54,719	55.55	43,784	44.45	98,503
Swasta / <i>Private</i>	105,198	61.20	66,700	38.80	171,898

JUMLAH KEPALA SEKOLAH DAN GURU MENURUT JABATAN
NUMBER OF HEADMASTERS AND TEACHERS BY RESPONSIBILITY
TAHUN / YEAR : 2009/2010

Tingkatan dan Jeni Sekolah / Level and Type of School	Kepala Sekolah / Headmasters	Guru Tetap / Full-time Teachers			Guru TT / Part-time Teachers				Jumlah Total
		Pemerintah / Public	Yayasan / Private	Subjml. / Sub Tot.	GB Pusat / ATCL	GB Daerah / ATDL	GTT / PTT	Subjml. / Sub Tot.	
TK / Kindergarten	64,542	31,583	90,310	121,893	5,192	6,220	78,988	90,400	276,835
Negeri / Public	1,610	4,304	-	4,304	170	366	2,616	3,152	9,066
Swasta / Private	62,932	27,279	90,310	117,589	5,022	5,854	76,372	87,248	267,769
SD / Primary School	140,858	971,692	71,780	1,043,472	12,665	25,651	405,338	443,654	1,627,984
Negeri / Public	128,312	946,995	-	946,995	12,665	25,651	352,689	391,005	1,466,312
Swasta / Private	12,546	24,697	71,780	96,477	-	-	52,649	52,649	161,672
SMP / Junior SS	29,850	323,461	50,802	374,263	11,023	9,786	212,026	232,835	636,948
Negeri / Public	17,714	305,110	-	305,110	6,661	7,820	101,928	116,409	439,233
Swasta / Private	12,136	18,351	50,802	69,153	4,362	1,966	110,098	116,426	197,715
SM / Senior SS	19,407	233,781	73,256	307,037	13,291	10,812	247,017	271,120	597,564
Negeri / Public	7,241	205,139	-	205,139	4,994	6,254	66,619	77,867	290,247
Swasta / Private	12,166	28,642	73,256	101,898	8,297	4,558	180,398	193,253	307,317
SMA / General	11,008	154,551	31,283	185,834	6,145	5,839	118,337	130,321	327,163
Negeri / Public	5,023	140,407	-	140,407	3,516	4,008	38,790	46,314	191,744
Swasta / Private	5,985	14,144	31,283	45,427	2,629	1,831	79,547	84,007	135,419
SMK / Vocational	8,399	79,230	41,973	121,203	7,146	4,973	128,680	140,799	270,401
Negeri / Public	2,218	64,732	-	64,732	1,478	2,246	27,829	31,553	98,503
Swasta / Private	6,181	14,498	41,973	56,471	5,668	2,727	100,851	109,246	171,898

Catatan / Notes:

1. Guru TT = Guru Tidak Tetap
2. GB Pusat = Guru Bantu Pusat / Assisted Teachers of Central Level (ATCL)
3. GB Daerah = Guru Bantu Daerah / Assisted Teachers of District Level (ATDL)
4. GTT = Guru Tidak Tetap / Part-time Teacher (PTT)

TABEL / TABLE : 38

RSP09/10

JUMLAH KEPALA SEKOLAH DAN GURU MENURUT STATUS KEPEGAWAIAN DAN GOLONGAN

NUMBER OF HEADMASTERS AND TEACHERS BY PERSONNEL STATUS AND OFFICIAL RANK

TAHUN / YEAR : 2009/2010

Tingkatan dan Jenis Sekolah / Level and Type of School	Pegawai Negeri (PN) / Civil Servant				Subjml. Sub Tot.	Bukan PNS Non-civil Servant	Jumlah Total
	Golongan / Rank						
	I	II	III	IV			
TK / Kindergarten	-	21,801	23,381	13,517	58,699	218,136	276,835
Negeri / Public	-	2,517	2,497	900	5,914	3,152	9,066
Swasta / Private	-	19,284	20,884	12,617	52,785	214,984	267,769
SD / Primary School	-	217,770	374,561	514,099	1,106,430	521,554	1,627,984
Negeri / Public	-	209,726	361,555	504,026	1,075,307	391,005	1,466,312
Swasta / Private	-	8,044	13,006	10,073	31,123	130,549	161,672
SMP / Junior SS	-	1,063	192,632	149,948	343,643	293,305	636,948
Negeri / Public	-	666	181,336	140,822	322,824	116,409	439,233
Swasta / Private	-	397	11,296	9,126	20,819	176,896	197,715
SM / Senior SS	-	2,798	134,927	106,084	243,809	353,755	597,564
Negeri / Public	-	2,161	118,020	92,199	212,380	77,867	290,247
Swasta / Private	-	637	16,907	13,885	31,429	275,888	307,317
SMA / General	-	1,451	86,569	73,007	161,027	166,136	327,163
Negeri / Public	-	1,188	78,601	65,641	145,430	46,314	191,744
Swasta / Private	-	263	7,968	7,366	15,597	119,822	135,419
SMK / Vocational	-	1,347	48,358	33,077	82,782	187,619	270,401
Negeri / Public	-	973	39,419	26,558	66,950	31,553	98,503
Swasta / Private	-	374	8,939	6,519	15,832	156,066	171,898

TABEL / TABLE : 39

RSP09/10

JUMLAH KEPALA SEKOLAH DAN GURU MENURUT IJAZAH TERTINGGI DAN STATUS SEKOLAH
NUMBER OF HEADMASTERS AND TEACHERS BY LEVEL OF EDUCATION AND STATUS OF SCHOOL
TAMAN KANAK-KANAK (TK) / KINDERGARTEN (KG)
TAHUN / YEAR : 2009/2010

No. Ijazah Tertinggi <i>Level of Education</i>	Status Sekolah / <i>Status of School</i>				Jumlah / <i>Total</i>	
	Negeri / <i>Public</i>		Swasta / <i>Private</i>			
	Jml/No.	%	Jml/No.	%	Jml/No.	%
1. SPG/SSS <i>Keguruan / Teacher Training School</i>	1,941	19.54	63,655	27.81	65596	27.47
2. SLTA / SSS <i>Bukan Keguruan / Non - TTS</i>	1,220	12.28	61,984	27.08	63204	26.46
3. Diploma 1/ <i>TT College</i>	279	2.81	14,473	6.32	14752	6.18
4. Diploma 2/ <i>TT College</i>	3,817	38.42	57,161	24.97	60978	25.53
5. Diploma 3 <i>Keguruan / TT College</i>	128	0.00	3,872	1.69	4,000	1.67
6. Diploma 3 <i>Bukan Keguruan / Non-TTC</i>	63	0.63	2,688	1.17	2,751	1.15
7. Sarjana / Graduation Program <i>Keguruan / TT College</i>	662	6.66	18,428	8.05	19,090	7.99
8. Sarjana / Graduation Program <i>Bukan Keguruan / Non-TTC</i>	199	2.00	6,116	2.67	6,315	2.64
9. Pasca Sarjana / <i>Post Graduate</i>	1,626	16.37	511	0.22	2,137	0.89
Jumlah / <i>Total</i>	9,935	100.00	228,888	100.00	238,823	100.00

TABEL / TABLE : 40

RSP09/10

JUMLAH KEPALA SEKOLAH DAN GURU MENURUT IJAZAH TERTINGGI DAN STATUS SEKOLAH
NUMBER OF HEADMASTERS AND TEACHERS BY LEVEL OF EDUCATION AND STATUS OF SCHOOL
SLB / SPECIAL SCHOOL (SS)
TAHUN / YEAR : 2008/2009

No. Ijazah Tertinggi <i>Level of Education</i>	Status Sekolah / <i>Status of School</i>				Jumlah / <i>Total</i>	
	Negeri / <i>Public</i>		Swasta / <i>Private</i>			
	Jml/No.	%	Jml/No.	%	Jml/No.	%
1. Program Khusus/ <i>Sp.Progr for SE</i>	399	7.03	953	7.19	1,352	7.14
2. SGPLB dan setingkat/ <i>Teacher Training School for Special School</i>	2,725	48.04	4,707	35.52	7,432	39.27
3. Sarmud PLB / <i>Bachelor Teacher Training for Special School</i>	115	2.03	478	3.61	593	3.13
4. Sarmud lain / <i>Other Bachelor Teacher Training for Special School</i>	22	0.39	139	1.05	161	0.85
5. Sarjana PLB / <i>Graduate Program Teacher Training for Special School</i>	1,877	33.09	5,562	41.97	7,439	39.31
6. Sarjana Lain / <i>Other Grad. Prog. Teacher Training for Special School</i>	143	2.52	509	3.84	652	3.45
7. S2, S3 PLB <i>Post Gr. For SE</i>	44	0.78	63	0.48	107	0.57
8. Lain-lain / <i>Others</i>	347	6.12	841	6.35	1,188	6.28
Jumlah / <i>Total</i>	5,672	100.00	13,252	100.00	18,924	100.00

JUMLAH KEPALA SEKOLAH DAN GURU MENURUT KELOMPOK UMUR

NUMBER OF HEADMASTERS AND TEACHERS BY AGE-GROUP

TAHUN / YEAR : 2009/2010

Tingkatan dan Jenis Sekolah / Level and Type of School	Kelompok Umur / Age-group (tahun / year)						Jumlah Total
	< 20	20-29	30-39	40-49	50-59	> 59	
SD / Primary School	-	393,626	348,792	558,961	313,336	13,269	1,627,984
Negeri / Public	-	344,905	296,399	517,996	295,634	11,378	1,466,312
Swasta / Private	-	48,721	52,393	40,965	17,702	1,891	161,672
SMP / Junior SS	-	129,802	204,329	225,065	70,835	6,917	636,948
Negeri / Public	-	76,653	136,027	170,709	52,980	2,864	439,233
Swasta / Private	-	53,149	68,302	54,356	17,855	4,053	197,715
SM / Senior SS	-	129,473	220,630	180,244	58,648	8,569	597,564
Negeri / Public	-	55,582	101,452	97,349	33,786	2,078	290,247
Swasta / Private	-	73,891	119,178	82,895	24,862	6,491	307,317
SMA / General	-	70,171	118,117	100,927	34,055	3,893	327,163
Negeri / Public	-	35,719	66,494	64,950	23,129	1,452	191,744
Swasta / Private	-	34,452	51,623	35,977	10,926	2,441	135,419
SMK / Vocational	-	59,302	102,513	79,317	24,593	4,676	270,401
Negeri / Public	-	19,863	34,958	32,399	10,657	626	98,503
Swasta / Private	-	39,439	67,555	46,918	13,936	4,050	171,898

TABEL / TABLE : 41

RSP09/10

JUMLAH KEPALA SEKOLAH DAN GURU MENURUT IJAZAH TERTINGGI DAN STATUS SEKOLAH
NUMBER OF HEADMASTERS AND TEACHERS BY LEVEL OF EDUCATION AND STATUS OF SCHOOL
SEKOLAH DASAR (SD) / PRIMARY SCHOOL (PS)
TAHUN / YEAR : 2009/2010

No.	Ijazah Tertinggi <i>Level of Education</i>	Status Sekolah / <i>Status of School</i>				Jumlah / <i>Total</i>	
		Negeri / <i>Public</i>		Swasta / <i>Private</i>		Jumlah / <i>Total</i>	
		Jml/No.	%	Jml/No.	%	Jml/No.	%
1.	<=SLTP Keg./Teacher Training JS	-	-	-	-	0	-
2.	SLTA Keg./Teacher Training SSS	198,227	13.52	28982	17.96	227,209	13.96
3.	SLTA Nonkeg./Non-Teacher Training SSS	85,960	5.86	13,896	29,044	99,856	6.13
4.	PGSLP, Diploma-1/ Teacher Training for JSS	17,068	1.16	3,878	2.40	20,946	1.29
5.	PGSLA, Diploma-2 Teacher Training for JSS	764,252	52.12	36,535	22.60	800,787	49.19
6.	Diploma-3	33,684	2.30	8,689	5.37	42,373	2.60
	Keguruan / Teacher Training SSS	25,363	1.73	5,584	3.45	30,947	1.90
	Non Keguruan / Non-Teacher Training SSS	8,321	0.57	3,105	1.92	11,426	0.70
7.	Sarjana / Graduate Program	362,291	24.71	68,727	42.51	431,018	26.48
	Keguruan / Teacher Training College	338,721	23.10	56,791	35.13	395,512	24.29
	Non Keguruan / Non-Teacher Training College	23,570	1.61	11,936	7.38	35,506	2.18
8.	Magister/Post Graduate	4,830	0.33	965	0.60	5,795	0.36
Jumlah / Total		1,466,312	100.00	161,672	100.00	1,627,984	100.00

JUMLAH KEPALA SEKOLAH DAN GURU MENURUT IJAZAH TERTINGGI

NUMBER OF HEADMASTERS AND TEACHERS BY LEVEL OF EDUCATION

TAHUN / YEAR : 2009/2010

Tingkatan dan Jenis Sekolah / Level and Type of School	PGSLP,	PGSLA,	Sarmud/D3/Bachelor		Sarjana/Graduate Prg.		Pasca-	Jumlah Total
	Dip-I Tch.Tr. for JSS	Dip-II Tch.Tr. for SSS	Keguruan Tch.Tr. College	Nonkeg Non-TTC	Keguruan Tch.Tr. College	Nonkeg Non-TTC	sarjana Post Graduate	
SMP / Junior SS	47,751	33,215	57,099	13,250	442,252	31,176	12,205	636,948
Negeri / Public	26,500	21,107	42,959	7,057	320,554	12,008	9,048	439,233
Swasta / Private	21,251	12,108	14,140	6,193	121,698	19,168	3,157	197,715
SM / Senior SS	16,702	10,455	45,143	20,041	436,346	52,287	16,590	597,564
Negeri / Public	3,805	3,181	22,146	5,901	232,341	13,998	8,875	290,247
Swasta / Private	12,897	7,274	22,997	14,140	204,005	38,289	7,715	307,317
SMA / General	7,840	5,323	21,143	7,097	252,306	23,163	10,291	327,163
Negeri / Public	2,423	2,071	12,393	2,825	158,218	7,374	6,440	191,744
Swasta / Private	5,417	3,252	8,750	4,272	94,088	15,789	3,851	135,419
SMK / Vocational	8,862	5,132	24,000	12,944	184,040	29,124	6,299	270,401
Negeri / Public	1,382	1,110	9,753	3,076	74,123	6,624	2,435	98,503
Swasta / Private	7,480	4,022	14,247	9,868	109,917	22,500	3,864	171,898

TABEL / TABLE : 44

RSP09/10

JUMLAH KEPALA SEKOLAH DAN GURU MENURUT MASA KERJA
NUMBER OF HEADMASTERS AND TEACHERS BY TEACHING EXPERIENCE
TAHUN / YEAR : 2009/2010

Tingkatan dan Jenis Sekolah / Level and Type of School	Masa Kerja / Teaching Experience (tahun / year)						Jumlah Total
	< 5	5-9	10-14	15-19	20-24	> 24	
SD / Primary School	472,647	246,561	116,088	154,426	222,256	416,006	1,627,984
Negeri / Public	408,861	212,042	99,036	139,133	208,746	398,494	1,466,312
Swasta / Private	63,786	34,519	17,052	15,293	13,510	17,512	161,672
SMP / Junior SS	208,425	115,578	98,759	73,984	79,958	60,244	636,948
Negeri / Public	127,796	69,328	69,917	55,051	65,264	51,877	439,233
Swasta / Private	80,629	46,250	28,842	18,933	14,694	8,367	197,715
SM / Senior SS	218,228	135,470	91,217	69,764	53,234	29,651	597,564
Negeri / Public	93,013	53,618	44,075	41,904	36,095	21,542	290,247
Swasta / Private	125,215	81,852	47,142	27,860	17,139	8,109	307,317
SMA / General	118,774	68,689	47,419	39,406	34,091	18,784	327,163
Negeri / Public	61,013	34,340	28,782	27,353	25,265	14,991	191,744
Swasta / Private	57,761	34,349	18,637	12,053	8,826	3,793	135,419
SMK / Vocational	99,454	66,781	43,798	30,358	19,143	10,867	270,401
Negeri / Public	32,000	19,278	15,293	14,551	10,830	6,551	98,503
Swasta / Private	67,454	47,503	28,505	15,807	8,313	4,316	171,898

TABEL / TABLE : 45

RSP09/10

PERKEMBANGAN JUMLAH KEPALA SEKOLAH DAN GURU NEGERI DAN SWASTA

TREND OF PUBLIC AND PRIVATE HEADMASTERS AND TEACHERS

TAHUN / YEAR : 2007/2008--2009/2010

Tingkatan dan Jenis Sekolah / Level and Type of School	2007/2008			2008/2009			2009/2010		
	Negeri Public	Swasta Private	Jumlah Total	Negeri Public	Swasta Private	Jumlah Total	Negeri Public	Swasta Private	Jumlah Total
TK / Kindergarten	4,675	228,888	233,563	5,130	228,625	233,755	9,066	267,769	276,835
SLB / Special School	4,962	11,018	15,980	5,363	12,684	18,047	5,672	13,252	18,924
SD / Primary School	1,316,109	129,023	1,445,132	1,412,699	156,627	1,569,326	1,466,312	161,672	1,627,984
SMP / Junior Sec. Sch.	421,101	200,777	621,878	431,631	197,405	629,036	439,233	197,715	636,948
SM / Senior Sec. Sch.	252,261	284,378	435,466	273,114	287,293	560,407	290,247	307,317	597,564
SMA / General	172,934	132,918	305,852	184,551	129,838	314,389	191,744	135,419	327,163
SMK / Vocational	79,327	151,460	230,787	88,563	157,455	246,018	98,503	171,898	270,401
PT / Higher Education	64,526	185,831	250,357	63,223	165,558	228,781	65,751	167,639	233,390

JUMLAH KEPALA SEKOLAH MENURUT JENIS KELAMIN DAN GOLONGAN

NUMBER OF HEADMASTERS BY SEX AND CIVIL SERVANT RANKS

TAHUN / YEAR : 2009/2010

Tingkatan dan Jenis Sekolah / Level and Type of School	Jenis Kelamin Sex		Pegawai Negeri / Civil Servant Golongan / Rank				Tetap Yayasan Private	Jumlah Total
	L / M	P / F	II	III	IV	Sjml/S.Tot	Private	Total
TK / Kindergarten	3,185	61,357	4,772	12,405	9,939	27,116	37,426	64,542
Negeri / Public	165	1,445	94	842	674	1,610	-	1,610
Swasta / Private	3,020	59,912	4,678	11,563	9,265	25,506	37,426	62,932
SD / Primary School	92,853	48,005	1,417	24,402	108,919	134,738	6,120	140,858
Negeri / Public	85,210	43,102	1,141	21,923	105,248	128,312	-	128,312
Swasta / Private	7,643	4,903	276	2,479	3,671	6,426	6,120	12,546
SMP / Junior SS	25,428	4,422	59	2,671	17,452	20,182	9,668	29,850
Negeri / Public	15,426	2,288	-	1,971	15,743	17,714	-	17,714
Swasta / Private	10,002	2,134	59	700	1,709	2,468	9,668	12,136
SM / Senior SS	17,055	2,352	-	1,665	8,363	10,028	9,379	19,407
Negeri / Public	6,555	686	-	943	6,298	7,241	-	7,241
Swasta / Private	10,500	1,666	-	722	2,065	2,787	9,379	12,166
SMA / General	9,613	1,395	-	902	5,574	6,476	4,532	11,008
Negeri / Public	4,562	461	-	522	4,501	5,023	-	5,023
Swasta / Private	5,051	934	-	380	1,073	1,453	4,532	5,985
SMK / Vocational	7,442	957	-	763	2,789	3,552	4,847	8,399
Negeri / Public	1,993	225	-	421	1,797	2,218	-	2,218
Swasta / Private	5,449	732	-	342	992	1,334	4,847	6,181

Catatan/Notes :

TK / Kindergarten: Tetap Yayasan/Private= Tetap Yayasan/Private+ GTT/Part-time

JUMLAH KEPALA SEKOLAH MENURUT IJAZAH TERTINGGI

NUMBER OF HEADMASTERS BY LEVEL OF EDUCATION

TAHUN / YEAR : 2009/2010

Tingkatan dan Jenis Sekolah / Level and Type of School	PGSLP,	PGSLA,	Sarmud/D3/Bachelor		Sarjana/Graduate Prg.		Pasca-	Jumlah Total
	Dip-I Tch.Tr. for JSS	Dip-II Tch.Tr. for SSS	Keguruan Tch.Tr. College	Nonkeg Non- TTC	Keguruan Tch.Tr. College	Nonkeg Non- TTC	sarjana Post Graduate	
TK / Kindergarten	27,696	18,652	1,537	724	12,742	2,689	502	64,542
Negeri / Public	332	411	39	6	741	40	41	1,610
Swasta / Private	27,364	18,241	1,498	718	12,001	2,649	461	62,932
SD / Primary School	16,730	50,620	2,663	452	64,012	3,205	3,176	140,858
Negeri / Public	13,699	47,668	2,178	354	59,146	2,521	2,746	128,312
Swasta / Private	3,031	2,952	485	98	4,866	684	430	12,546
SMP / Junior SS	365	539	2,276	446	20,852	1,820	3,552	29,850
Negeri / Public	58	130	1,114	150	13,121	617	2,524	17,714
Swasta / Private	307	409	1,162	296	7,731	1,203	1,028	12,136
SM / Senior SS	56	212	975	429	12,975	1,599	3,161	19,407
Negeri / Public	0	13	195	30	5,283	180	1,540	7,241
Swasta / Private	56	199	780	399	7,692	1,419	1,621	12,166
SMA / General	-	134	444	181	7,660	674	1,915	11,008
Negeri / Public	-	10	93	20	3,676	105	1,119	5,023
Swasta / Private	-	124	351	161	3,984	569	796	5,985
SMK / Vocational	56	78	531	248	5,315	925	1,246	8,399
Negeri / Public	-	3	102	10	1,607	75	421	2,218
Swasta / Private	56	75	429	238	3,708	850	825	6,181

TABEL / TABLE : 48

RSP09/10

JUMLAH KEPALA SEKOLAH MENURUT KELOMPOK UMUR

NUMBER OF HEADMASTERS BY AGE-GROUP

TAHUN / YEAR : 2009/2010

Tingkatan dan Jenis Sekolah / Level and Type of School	Kelompok Umur / Age-group (tahun / year)						Jumlah Total
	< 20	20-29	30-39	40-49	50-59	> 59	
SD / Primary School	-	1,475	7,288	58,154	69,225	4,716	140,858
Negeri / Public	-	792	4,984	53,266	65,148	4,122	128,312
Swasta / Private	-	683	2,304	4,888	4,077	594	12,546
SMP / Junior SS	-	409	3,403	15,033	9,642	1,363	29,850
Negeri / Public	-	-	869	9,658	6,741	446	17,714
Swasta / Private	-	409	2,534	5,375	2,901	917	12,136
SM / Senior SS	-	128	3,205	9,938	5,191	945	19,407
Negeri / Public	-	-	543	4,115	2,477	106	7,241
Swasta / Private	-	128	2,662	5,823	2,714	839	12,166
SMA / General	-	-	1,570	5,678	3,264	496	11,008
Negeri / Public	-	-	322	2,766	1,855	80	5,023
Swasta / Private	-	-	1,248	2,912	1,409	416	5,985
SMK / Vocational	-	128	1,635	4,260	1,927	449	8,399
Negeri / Public	-	-	221	1,349	622	26	2,218
Swasta / Private	-	128	1,414	2,911	1,305	423	6,181

TABEL / TABLE : 49

RSP09/10

JUMLAH KEPALA SEKOLAH MENURUT MASA KERJA

NUMBER OF HEADMASTERS BY TEACHING EXPERIENCE

TAHUN / YEAR : 2009/2010

Tingkatan dan Jenis Sekolah / Level and Type of School	Masa Kerja / Teaching Experience (tahun / year)						Jumlah Total
	< 5	5-9	10-14	15-19	20-24	> 24	
SD / Primary School	3,475	2,625	4,661	11,396	24,391	94,310	140,858
Negeri / Public	1,670	1,102	3,492	10,029	22,509	89,510	128,312
Swasta / Private	1,805	1,523	1,169	1,367	1,882	4,800	12,546
SMP / Junior SS	1,795	1,899	3,517	5,446	10,273	6,920	29,850
Negeri / Public	330	393	1,544	2,839	7,600	5,008	17,714
Swasta / Private	1,465	1,506	1,973	2,607	2,673	1,912	12,136
SM / Senior SS	2,513	2,532	3,017	3,980	4,546	2,819	19,407
Negeri / Public	75	170	1,012	1,932	2,541	1,511	7,241
Swasta / Private	2,438	2,362	2,005	2,048	2,005	1,308	12,166
SMA / General	1,030	1,010	1,493	2,362	3,228	1,885	11,008
Negeri / Public	-	-	623	1,235	1,967	1,198	5,023
Swasta / Private	1,030	1,010	870	1,127	1,261	687	5,985
SMK / Vocational	1,483	1,522	1,524	1,618	1,318	934	8,399
Negeri / Public	75	170	389	697	574	313	2,218
Swasta / Private	1,408	1,352	1,135	921	744	621	6,181

TABEL / TABLE : 50

RSP09/10

PERKEMBANGAN JUMLAH KEPALA SEKOLAH NEGERI DAN SWASTA

TREND OF PUBLIC AND PRIVATE HEADMASTERS

TAHUN / YEAR : 2007/2008--2009/2010

Tingkatan dan Jenis Sekolah / Level and Type of School	2007/2008			2008/2009			2009/2010		
	Negeri Public	Swasta Private	Jumlah Total	Negeri Public	Swasta Private	Jumlah Total	Negeri Public	Swasta Private	Jumlah Total
TK / Kindergarten	651	56,851	57,502	738	59,222	59,960	1,610	62,932	64,542
SLB / Special School	343	1,138	1,481	348	1,228	1,576	378	1,329	1,707
SD / Primary School	132,511	11,169	143,680	129,413	12,501	141,914	128,312	12,546	140,858
SMP / Junior Sec. Sch.	14,929	11,208	26,137	16,781	11,804	28,585	17,714	12,136	29,850
SM / Senior Sec. Sch.	6,202	10,721	16,923	6,781	11,548	18,329	7,241	12,166	19,407
SMA / General	4,454	5,723	10,177	4,778	5,959	10,737	5,023	5,985	11,008
SMK / Vocational	1,748	4,998	6,746	2,003	5,589	7,592	2,218	6,181	8,399

TABEL / TABLE : 51

RSP09/10

JUMLAH GURU MENURUT JABATAN DAN JENIS KELAMIN

NUMBER OF TEACHERS BY RESPONSIBILITY AND SEX

TAHUN / YEAR : 2009/2010

Tingkatan dan Jenis Sekolah / Level and Type of School	Tetap / Full-time				Tidak Tetap / Part-time						Jumlah/Total		
	Pem. / Govern.		Yayasan / Private		GB Pusat / ATCL		GB Daerah / ATDL		GTT / PTT				
	L / M	P / F	L / M	P / F	L / M	P / F	L / M	P / F	L / M	P / F	L / M	P / F	
TK / Kindergarten	6,062	206,231
Negeri / Public	254	7,202
Swasta / Private	5,808	199,029
SD / Primary School	541,802	945,324
Negeri / Public	490,458	847,542
Swasta / Private	51,344	97,782
SMP / Junior SS	142,992	180,469	29,768	21,034	4,646	6,377	3,954	5,832	103,550	108,476	284,910	322,188	
Negeri / Public	135,401	169,709	-	-	2,562	4,099	3,089	4,731	46,103	55,825	187,155	234,364	
Swasta / Private	7,591	10,760	29,768	21,034	2,084	2,278	865	1,101	57,447	52,651	97,755	87,824	
SM / Senior SS	117,323	116,458	44,120	29,136	6,612	6,679	5,068	5,744	135,196	111,821	308,319	269,838	
Negeri / Public	102,134	103,005	-	-	2,141	2,853	2,727	3,527	33,718	32,901	140,720	142,286	
Swasta / Private	15,189	13,453	44,120	29,136	4,471	3,826	2,341	2,217	101,478	78,920	167,599	127,552	
SMA / General	73,251	81,300	17,527	13,756	2,693	3,452	2,509	3,330	59,864	58,473	155,844	160,311	
Negeri / Public	66,686	73,721	-	-	1,470	2,046	1,651	2,357	18,187	20,603	87,994	98,727	
Swasta / Private	6,565	7,579	17,527	13,756	1,223	1,406	858	973	41,677	37,870	67,850	61,584	
SMK / Vocational	44,072	35,158	26,593	15,380	3,919	3,227	2,559	2,414	75,332	53,348	152,475	109,527	
Negeri / Public	35,448	29,284	-	-	671	807	1,076	1,170	15,531	12,298	52,726	43,559	
Swasta / Private	8,624	5,874	26,593	15,380	3,248	2,420	1,483	1,244	59,801	41,050	99,749	65,968	

Catatan / Notes:

... = data tidak ada / data not available

1. Pem. = Pemerintah / Govern. = Government

2. L = Laki-laki / M = Male, P = Perempuan / F = Female

3. GB Pusat = Guru Bantu Pusat / Assisted Teachers of Central Level (ATCL)

4. GB Daerah = Guru Bantu Daerah / Assisted Teachers of District Level (ATDL)

5. GTT = Guru Tidak Tetap / Part-time Teacher (PTT)

TABEL / TABLE : 52

RSP09/10

JUMLAH GURU MENURUT JABATAN
NUMBER OF TEACHERS BY RESPONSIBILITY
TAHUN / YEAR : 2009/2010

Tingkatan dan Jenis Sekolah / Level and Type of School	T e t a p / Full-time			Tidak Tetap / Part-time			Subjml. Sub Tot.	Jumlah Total
	Pemerintah Public	Yayasan Private	Subjml. Sub Tot.	GB Pusat ATCL	GB Daerah ATDL	GTT PTT		
TK / Kindergarten	31,583	90,310	121,893	5,192	6,220	78,988	90,400	212,293
Negeri / Public	4,304	-	4,304	170	366	2,616	3,152	7,456
Swasta / Private	27,279	90,310	117,589	5,022	5,854	76,372	87,248	204,837
SD / Primary School	971,692	71,780	1,043,472	12,665	25,651	405,338	443,654	1,487,126
Negeri / Public	946,995	-	946,995	12,665	25,651	352,689	391,005	1,338,000
Swasta / Private	24,697	71,780	96,477	-	-	52,649	52,649	149,126
SMP / Junior SS	323,461	50,802	374,263	11,023	9,786	212,026	232,835	607,098
Negeri / Public	305,110	-	305,110	6,661	7,820	101,928	116,409	421,519
Swasta / Private	18,351	50,802	69,153	4,362	1,966	110,098	116,426	185,579
SM / Senior SS	233,781	73,256	307,037	13,291	10,812	247,017	271,120	578,157
Negeri / Public	205,139	-	205,139	4,994	6,254	66,619	77,867	283,006
Swasta / Private	28,642	73,256	101,898	8,297	4,558	180,398	193,253	295,151
SMA / General	154,551	31,283	185,834	6,145	5,839	118,337	130,321	316,155
Negeri / Public	140,407	-	140,407	3,516	4,008	38,790	46,314	186,721
Swasta / Private	14,144	31,283	45,427	2,629	1,831	79,547	84,007	129,434
SMK / Vocational	79,230	41,973	121,203	7,146	4,973	128,680	140,799	262,002
Negeri / Public	64,732	-	64,732	1,478	2,246	27,829	31,553	96,285
Swasta / Private	14,498	41,973	56,471	5,668	2,727	100,851	109,246	165,717

Catatan / Notes:

1. GB Pusat = Guru Bantu Pusat / Assisted Teachers of Central Level (ATCL)
2. GB Daerah = Guru Bantu Daerah / Assisted Teachers of District Level (ATDL)
3. GTT = Guru Tidak Tetap / Part-time Teacher (PTT)

JUMLAH GURU MENURUT STATUS KEPEGAWAIAN DAN GOLONGAN

NUMBER OF TEACHERS BY PERSONNEL STATUS AND OFFICIAL RANK

TAHUN / YEAR : 2009/2010

Tingkatan dan Jenis Sekolah / Level and Type of School	Pegawai Negeri (PN) / Civil Servant				Subjml. Sub Tot.	Bukan PN Non-civil Servant	Jumlah Total
	Golongan / Rank						
	I	II	III	IV			
TK / Kindergarten	-	17,029	10,976	3,578	31,583	180,710	212,293
Negeri / Public	-	2,423	1,655	226	4,304	3,152	7,456
Swasta / Private	-	14,606	9,321	3,352	27,279	177,558	204,837
SD / Primary School	-	216,353	350,159	405,180	971,692	515,434	1,487,126
Negeri / Public	-	208,585	339,632	398,778	946,995	391,005	1,338,000
Swasta / Private	-	7,768	10,527	6,402	24,697	124,429	149,126
SMP / Junior SS	-	1,004	189,961	132,496	323,461	283,637	607,098
Negeri / Public	-	666	179,365	125,079	305,110	116,409	421,519
Swasta / Private	-	338	10,596	7,417	18,351	167,228	185,579
SM / Senior SS	-	2,798	133,262	97,721	233,781	344,376	578,157
Negeri / Public	-	2,161	117,077	85,901	205,139	77,867	283,006
Swasta / Private	-	637	16,185	11,820	28,642	266,509	295,151
SMA / General	-	1,451	85,667	67,433	154,551	161,604	316,155
Negeri / Public	-	1,188	78,079	61,140	140,407	46,314	186,721
Swasta / Private	-	263	7,588	6,293	14,144	115,290	129,434
SMK / Vocational	-	1,347	47,595	30,288	79,230	182,772	262,002
Negeri / Public	-	973	38,998	24,761	64,732	31,553	96,285
Swasta / Private	-	374	8,597	5,527	14,498	151,219	165,717

TABEL / TABLE : 54

RSP09/10

JUMLAH TENAGA EDUKATIF MENURUT STATUS KEPEGAWAIAN DAN PENDIDIKAN TERTINGGI*NUMBER OF LECTURERS BY PERSONNEL STATUS AND, HIGHEST CERTIFICATE OF EDUCATION***PERGURUAN TINGGI (PT) / HIGHER EDUCATION (HE)****TAHUN / YEAR : 2009/2010**

No. Ijazah Tertinggi <i>Level of Education</i>	Status Sekolah / <i>Status of School</i>				Jumlah / <i>Total</i>	
	Negeri / <i>Public</i>		Swasta / <i>Private</i>			
	Jml/No.	%	Jml/No.	%	Jml/No.	%
1. S-1 / <i>Graduate Program</i>	15,898	24.18	91,972	54.86	107,870	46.22
4. S-2 / <i>Post Graduate</i>	35,733	54.35	2,989	1.78	38,722	16.59
5. S-3 / <i>Ph.D. Graduate</i>	9,721	14.78	173	0.10	9,894	4.24
6. Spesialis / <i>Specialis</i>	1,463	2.23	339	0.20	1,802	0.77
7. Tidak Tetap <i>Part Time</i>	2,936	4.47	72,166	43.05	75,102	32.18
Jumlah / <i>Total</i>	65,751	100.00	167,639	100.00	233,390	100.00

JUMLAH GURU MENURUT IJAZAH TERTINGGI
NUMBER OF TEACHERS BY LEVEL OF EDUCATION
TAHUN / YEAR : 2009/2010

Tingkatan dan Jenis Sekolah / Level and Type of School	PGSLP,	PGSLA,	Sarmud/D3/Bachelor		Sarjana/Graduate Prg.		Pasca-sarjana Post Graduate	Jumlah Total
	Dip-I Tch.Tr. for JSS	Dip-II Tch.Tr. for SSS	Keguruan Tch.Tr. College	Nonkeg Non-TTC	Keguruan Tch.Tr. College	Nonkeg Non-TTC		
TK / Kindergarten	117,242	65,290	3,274	3,031	15,834	7,423	199	212,293
Negeri / Public	3,108	3,406	89	57	622	158	16	7,456
Swasta / Private	114,134	61,884	3,185	2,974	15,212	7,265	183	204,837
SD / Primary School	331,281	747,167	28,284	10,974	318,346	32,301	2,619	1,470,972
Negeri / Public	287,556	716,584	23,185	7,967	274,621	21,049	2,084	1,333,046
Swasta / Private	43,725	30,583	5,099	3,007	43,725	11,252	535	137,926
SMP / Junior SS	47,386	32,676	54,823	12,804	421,400	29,356	8,653	607,098
Negeri / Public	26,442	20,977	41,845	6,907	307,433	11,391	6,524	421,519
Swasta / Private	20,944	11,699	12,978	5,897	113,967	17,965	2,129	185,579
SM / Senior SS	16,646	10,243	44,168	19,612	423,371	50,688	13,429	578,157
Negeri / Public	3,805	3,168	21,951	5,871	227,058	13,818	7,335	283,006
Swasta / Private	12,841	7,075	22,217	13,741	196,313	36,870	6,094	295,151
SMA / General	7,840	5,189	20,699	6,916	244,646	22,489	8,376	316,155
Negeri / Public	2,423	2,061	12,300	2,805	154,542	7,269	5,321	186,721
Swasta / Private	5,417	3,128	8,399	4,111	90,104	15,220	3,055	129,434
SMK / Vocational	8,806	5,054	23,469	12,696	178,725	28,199	5,053	262,002
Negeri / Public	1,382	1,107	9,651	3,066	72,516	6,549	2,014	96,285
Swasta / Private	7,424	3,947	13,818	9,630	106,209	21,650	3,039	165,717

Catatan / Notes :

1. Dip-I, Dip-II = Diploma-I, Diploma II

2. Tch. Tr. = Teacher Training

3. Nonkeg = Nonkeguruan/Bukan Keguruan

4. Non TT = Non-Teacher Training, Non-TTC = Non-Teacher Training College

TABEL / TABLE : 56

RSP09/10

JUMLAH GURU MENURUT KELOMPOK UMUR

NUMBER OF TEACHERS BY AGE-GROUP

TAHUN / YEAR : 2009/2010

Tingkatan dan Jenis Sekolah / Level and Type of School	Kelompok Umur / Age-group (tahun / year)						Jumlah Total
	< 20	20-29	30-39	40-49	50-59	> 59	
SD / Primary School	-	392,151	341,504	500,807	244,111	8,553	1,487,126
Negeri / Public	-	344,113	291,415	464,730	230,486	7,256	1,338,000
Swasta / Private	-	48,038	50,089	36,077	13,625	1,297	149,126
SMP / Junior SS	-	129,393	200,926	210,032	61,193	5,554	607,098
Negeri / Public	-	76,653	135,158	161,051	46,239	2,418	421,519
Swasta / Private	-	52,740	65,768	48,981	14,954	3,136	185,579
SM / Senior SS	-	129,345	217,425	170,306	53,457	7,624	578,157
Negeri / Public	-	55,582	100,909	93,234	31,309	1,972	283,006
Swasta / Private	-	73,763	116,516	77,072	22,148	5,652	295,151
SMA / General	-	70,171	116,547	95,249	30,791	3,397	316,155
Negeri / Public	-	35,719	66,172	62,184	21,274	1,372	186,721
Swasta / Private	-	34,452	50,375	33,065	9,517	2,025	129,434
SMK / Vocational	-	59,174	100,878	75,057	22,666	4,227	262,002
Negeri / Public	-	19,863	34,737	31,050	10,035	600	96,285
Swasta / Private	-	39,311	66,141	44,007	12,631	3,627	165,717

TABEL / TABLE : 57

RSP09/10

JUMLAH GURU MENURUT MASA KERJA

NUMBER OF TEACHERS BY TEACHING EXPERIENCE

TAHUN / YEAR : 2009/2010

Tingkatan dan Jenis Sekolah / Level and Type of School	Masa Kerja / Teaching Experience (tahun / year)						Jumlah Total
	< 5	5 - 9	10 - 14	15-19	20-24	> 24	
SD / Primary School	469,172	243,936	111,427	143,030	197,865	321,696	1,487,126
Negeri / Public	407,191	210,940	95,544	129,104	186,237	308,984	1,338,000
Swasta / Private	61,981	32,996	15,883	13,926	11,628	12,712	149,126
SMP / Junior SS	206,630	113,679	95,242	68,538	69,685	53,324	607,098
Negeri / Public	127,466	68,935	68,373	52,212	57,664	46,869	421,519
Swasta / Private	79,164	44,744	26,869	16,326	12,021	6,455	185,579
SM / Senior SS	215,715	132,938	88,200	65,784	48,688	26,832	578,157
Negeri / Public	92,938	53,448	43,063	39,972	33,554	20,031	283,006
Swasta / Private	122,777	79,490	45,137	25,812	15,134	6,801	295,151
SMA / General	117,744	67,679	45,926	37,044	30,863	16,899	316,155
Negeri / Public	61,013	34,340	28,159	26,118	23,298	13,793	186,721
Swasta / Private	56,731	33,339	17,767	10,926	7,565	3,106	129,434
SMK / Vocational	97,971	65,259	42,274	28,740	17,825	9,933	262,002
Negeri / Public	31,925	19,108	14,904	13,854	10,256	6,238	96,285
Swasta / Private	66,046	46,151	27,370	14,886	7,569	3,695	165,717

TABEL / TABLE : 58

RSP09/10

JUMLAH GURU SMP MENURUT MATA PELAJARAN YANG DIAJARKAN DAN STATUS SEKOLAH

NUMBER OF JUNIOR SS TEACHERS BY SUBJECT MATTERS AND STATUS OF SCHOOL

TAHUN / YEAR : 2009/2010

No.	Mata Pelajaran <i>Subject Matters</i>	Status Sekolah / <i>Status of School</i>				Jumlah <i>Total</i>	%
		Negeri / <i>Public</i>		Swasta / <i>Private</i>			
		Jml./No.	%	Jml./No.	%		
1	PPKN <i>Pancasila and Civics Education</i>	28,883	6.85	13,029	7.02	41,912	6.90
2	Pendidikan Agama <i>Religion Education</i>	35,905	8.52	17,890	9.64	53,795	8.86
3	Bahasa Indonesia <i>Indonesian Language</i>	48,444	11.49	18,155	9.78	66,599	10.97
4	Matematika / <i>Mathematics</i>	49,055	11.64	20,021	10.79	69,076	11.38
5	IPA / <i>Sciences</i>	54,045	12.82	20,308	10.94	74,353	12.25
6	IPS / <i>Social Sciences</i>	62,371	14.80	24,291	13.09	86,662	14.27
7	Kerajinan Tangan dan Kesenian <i>Handicraft and Arts</i>	21,936	5.20	10,343	5.57	32,279	5.32
8	Pendidikan Jasmani dan Kesehatan <i>Physical and Health Education</i>	24,333	5.77	11,723	6.32	36,056	5.94
9	Bahasa Inggris / <i>English</i>	42,396	10.06	17,060	9.19	59,456	9.79
10	BP/BK / <i>Guidance and Counseling</i>	18,798	4.46	5,624	3.03	24,422	4.02
11	Teknologi Informasi Komunikasi <i>Information and Communication Technology</i>	14,212	3.37	8,835	4.76	23,047	3.80
12	Muatan Lokal / <i>Local Contents</i>	21,141	5.02	18,300	9.86	39,441	6.50
Jumlah / Total		421,519	100.00	185,579	100.00	607,098	100.00

JUMLAH PEGAWAI MENURUT STATUS KEPEGAWAIAN DAN STATUS SEKOLAH
NUMBER OF NON-TEACHING STAFFS BY PERSONNEL STATUS AND STATUS OF SCHOOL
SEKOLAH DASAR (SD) / PRIMARY SCHOOL (PS)
TAHUN / YEAR : 2009/2010

No.	Status Kepegawaian <i>Personnel Status</i>	Status Sekolah / <i>Status of School</i>				Jumlah <i>Total</i>
		Negeri / <i>Public</i>		Swasta / <i>Private</i>		
		Jml/No.	%	Jml/No.	%	
1.	Pegawai Administrasi <i>Administrators</i>	16,183	74.97	5,403	25.03	21,586
	Pegawai Negeri/ <i>Civil Servant</i>	2,533	86.87	383	13.13	2,916
	Bukan Pegawai Negeri/ <i>Non-civil Servant</i>	13,650	73.11	5,020	26.89	18,670
2.	Penjaga Sekolah <i>School Guardians</i>	94,410	89.09	11,565	10.91	105,975
	Pegawai Negeri/ <i>Civil Servant</i>	43,388	97.80	976	2.20	44,364
	Bukan Pegawai Negeri/ <i>Non-civil Servant</i>	51,022	82.81	10,589	17.19	61,611
3.	Petugas Perpustakaan <i>Library Staffs</i>	5,388	78.90	1,441	21.10	6,829
	Pegawai Negeri/ <i>Civil Servant</i>	545	82.58	115	17.42	660
	Bukan Pegawai Negeri/ <i>Non-civil Servant</i>	4,843	78.51	1,326	21.49	6,169
Jumlah / Total		115,981	86.30	18,409	13.70	134,390

TABEL / TABLE : 59

RSP09/10

JUMLAH GURU SMA MENURUT MATA PELAJARAN YANG DIAJARKAN DAN STATUS SEKOLAH

NUMBER OF GENERAL SSS TEACHERS BY SUBJECT MATTERS AND STATUS OF SCHOOL

TAHUN / YEAR : 2009/2010

No.	Mata Pelajaran <i>Subject Matters</i>	Status Sekolah / <i>Status of School</i>				Jumlah <i>Total</i>	%
		Negeri / <i>Public</i>		Swasta / <i>Private</i>			
		Jml./No.	%	Jml./No.	%		
1	PPKN <i>Pancasila and Civics Education</i>	10,304	58.49	7,312	41.51	17,616	5.57
2	Pendidikan Agama <i>Religion Education</i>	13,914	56.22	10,833	43.78	24,747	7.83
3	Bahasa dan Sastra Indonesia <i>Indonesian Language and Literature</i>	15,748	61.06	10,045	38.94	25,793	8.16
4	Sejarah Nasional dan Umum <i>National and World History</i>	8,768	58.79	6,146	41.21	14,914	4.72
5	Bahasa Inggris / <i>English</i>	16,465	61.02	10,516	38.98	26,981	8.53
6	Pendidikan Jasmani dan Kesehatan <i>Physical and Health Education</i>	8,914	56.38	6,897	43.62	15,811	5.00
7	Matematika / <i>Mathematics</i>	16,956	61.18	10,761	38.82	27,717	8.77
8	Tek. Inf & Kom/ICT	5,080	50.70	4,940	49.30	10,020	3.17
9	Fisika / <i>Physics</i>	11,938	61.56	7,453	38.44	19,391	6.13
10	Biologi / <i>Biology</i>	12,730	63.24	7,400	36.76	20,130	6.37
11	Kimia / <i>Chemistry</i>	11,528	63.51	6,623	36.49	18,151	5.74
12	Ekonomi / <i>Economics</i>	13,225	60.64	8,585	39.36	21,810	6.90
13	Sosiologi / <i>Sociology</i>	6,161	53.02	5,460	46.98	11,621	3.68
14	Geografi / <i>Geography</i>	7,074	57.00	5,336	43.00	12,410	3.93
15	Pendidikan Seni / <i>Art Education</i>	5,950	56.62	4,559	43.38	10,509	3.32
16	Bahasa Asing Lain <i>Other Foreign Languages</i>	4,259	54.75	3,520	45.25	7,779	2.46
17	Sejarah Budaya / <i>History of Culture</i>	1,359	51.09	1,301	48.91	2,660	0.84
18	Tata Negara / <i>Civics</i>	1,305	53.62	1,129	46.38	2,434	0.77
19	Muatan Lokal/ <i>Local Contents</i>	4,724	48.62	4,992	51.38	9,716	3.07
20	Antropologi / <i>Anthropology</i>	1,358	55.41	1,093	44.59	2,451	0.78
21	BP / <i>Guidance & Counseling</i>	8,961	66.41	4,533	33.59	13,494	4.27
Jumlah / Total		186,721	59.06	129,434	40.94	316,155	100.00

JUMLAH PEGAWAI MENURUT STATUS KEPEGAWAIAN DAN GOLONGAN
NUMBER OF NON-TEACHING STAFFS BY PERSONNEL STATUS AND OFFICIAL RANK
TAHUN / YEAR : 2009/2010

Tingkatan dan Jenis Sekolah / Level and Type of School	PNS / Civil Servant					Non PNS / Non Civil Servant			Jumlah Total
	Golongan / Rank				Subjml. Sub Tot.	Yayasan Full-time	Tidak Tetap Non-CS	Subjml Sub Tot	
	I	II	III	IV					
TK / Kindergarten	1,309	15,830	17,139
Negeri / Public	456	878	1,334
Swasta / Private	853	14,952	15,805
SLB / Special School	480	776	1,142	1,918	2,398
Negeri / Public	398	-	531	531	929
Swasta / Private	82	776	611	1,387	1,469
SD / Primary School	47,940	86,450	134,390
Negeri / Public	46,466	69,515	115,981
Swasta / Private	1,474	16,935	18,409
SMP / Junior SS	3,354	22,848	18,837	583	45,622	14,852	79,408	94,260	139,882
Negeri / Public	3,113	22,350	18,579	498	44,540	-	55,910	55,910	100,450
Swasta / Private	241	498	258	85	1,082	14,852	23,498	38,350	39,432
SM / Senior SS	1,841	13,658	13,578	414	29,491	23,967	67,665	91,632	121,123
Negeri / Public	1,526	12,583	12,861	359	27,329	-	36,323	36,323	63,652
Swasta / Private	315	1,075	717	55	2,162	23,967	31,342	55,309	57,471
SMA / General	1,211	8,468	8,872	303	18,854	10,148	39,024	49,172	68,026
Negeri / Public	1,019	8,009	8,478	282	17,788	-	24,989	24,989	42,777
Swasta / Private	192	459	394	21	1,066	10,148	14,035	24,183	25,249
SMK / Vocational	630	5,190	4,706	111	10,637	13,819	28,641	42,460	53,097
Negeri / Public	507	4,574	4,383	77	9,541	-	11,334	11,334	20,875
Swasta / Private	123	616	323	34	1,096	13,819	17,307	31,126	32,222

Catatan / Notes :

.... = data tidak ada / data not available

TABEL / TABLE : 60

RSP09/10

JUMLAH GURU SMK MENURUT MATA PELAJARAN YANG DIAJARKAN DAN STATUS SEKOLAH

NUMBER OF VOCATIONAL SSS TEACHERS BY SUBJECT MATTERS AND STATUS OF SCHOOL

TAHUN / YEAR : 2009/2010

No.	Mata Pelajaran <i>Subject Matters</i>	Status Sekolah / <i>Status of School</i>				Jumlah <i>Total</i>	%
		Negeri / <i>Public</i>		Swasta / <i>Private</i>			
		Jml./No.	%	Jml./No.	%		
	Umum / <i>General</i>						
1	PPKN <i>Pancasila and Civics Education</i>	4,495	32.53	9,323	67.47	13,818	5.27
2	Pendidikan Agama <i>Religion Education</i>	6,262	31.02	13,923	68.98	20,185	7.70
3	Bahasa dan Sastra Indonesia <i>Indonesian Language and Literature</i>	4,794	30.70	10,824	69.30	15,618	5.96
4	Bahasa Inggris / <i>English</i>	6,875		13,521			0.00
5	Sejarah Nasional dan Umum <i>National and World History</i>	2,463	28.61	6,147	71.39	8,610	3.29
6	Pendidikan Jasmani dan Kesehatan <i>Physical and Health Education</i>	4,054	30.94	9,048	69.06	13,102	5.00
7	Matematika / <i>Mathematics</i>	6,713	33.96	13,055	66.04	19,768	7.54
	Subjumlah / <i>Sub Total</i>	35,656	31.98	75,841	68.02	111,497	27.23
8	BP/BK / <i>Guidance & Counseling</i>	3,324	39.03	5,193	60.97	8,517	3.25
9	Program Kejuruan <i>Vocational Program</i>	57,305	40.36	84,683	59.64	141,988	54.19
	Jumlah / <i>Total</i>	96,285	36.75	165,717	63.25	262,002	84.67

TABEL / TABLE : 61

RSP09/10

JUMLAH GURU AGAMA MENURUT JENIS AGAMA YANG DIAJARKAN

NUMBER OF RELIGION TEACHERS BY TYPE OF RELIGION TAUGHT

TAHUN / YEAR : 2009/2010

Tingkatan dan Jenis Sekolah <i>Level and Type of School</i>	Agama / Religion						Jumlah <i>Total</i>
	Islam <i>Moslem</i>	Protestan <i>Christian</i>	Katolik <i>Catholic</i>	Hindu <i>Hinduism</i>	Budha <i>Budhism</i>	Konghuchu <i>Confucius</i>	
SMP / <i>Junior Sec. Sch.</i>	40,543	7,051	3,621	1,601	493	486	53,795
Negeri / <i>Public</i>	26,711	5,090	2,244	1,242	258	360	35,905
Swasta / <i>Private</i>	13,832	1,961	1,377	359	235	126	17,890
SM / <i>Senior Sec. Sch.</i>	32,190	6,914	3,498	1,433	699	198	44,932
Negeri / <i>Public</i>	14,047	3,295	1,659	842	253	80	20,176
Swasta / <i>Private</i>	18,143	3,619	1,839	591	446	118	24,756
SMA / <i>General</i>	17,650	3,773	2,102	835	353	34	24,747
Negeri / <i>Public</i>	9,890	2,154	1,139	566	146	19	13,914
Swasta / <i>Private</i>	7,760	1,619	963	269	207	15	10,833
SMK / <i>Vocational</i>	14,540	3,141	1,396	598	346	164	20,185
Negeri / <i>Public</i>	4,157	1,141	520	276	107	61	6,262
Swasta / <i>Private</i>	10,383	2,000	876	322	239	103	13,923

TABEL / TABLE : 67

RSP09/10

PERKEMBANGAN JUMLAH PEGAWAI NEGERI DAN SWASTA

TREND OF PUBLIC AND PRIVATE NON-TEACHING STAFFS

TAHUN / YEAR : 2007/2008--2009/2010

Tingkatan dan Jenis Sekolah / Level and Type of School	2007/2008			2008/2009			2009/2010		
	Negeri Public	Swasta Private	Jumlah Total	Negeri Public	Swasta Private	Jumlah Total	Negeri Public	Swasta Private	Jumlah Total
TK / Kindergarten	797	17,026	17,823	915	16,964	17,879	1,334	15,805	17,139
SLB / Special School	1,070	1,003	2,073	846	1,450	2,296	929	1,469	2,398
SD / Primary School	98,162	14,352	112,514	106,971	17,634	124,605	115,981	18,409	134,390
SMP / Junior Sec. Sch.	95,875	33,073	128,948	101,297	40,982	142,279	100,450	39,432	139,882
SM / Senior Sec. Sch.	54,548	53,263	107,811	59,932	56,370	116,302	63,652	57,471	121,123
SMA / General SSS	37,186	23,442	60,628	41,852	25,006	66,858	42,777	25,249	68,026
SMK / Vocational SSS	17,362	29,821	47,183	18,080	31,364	49,444	20,875	32,222	53,097

PERKEMBANGAN JUMLAH GURU NEGERI DAN SWASTA

TREND OF PUBLIC AND PRIVATE TEACHERS

TAHUN / YEAR : 2007/2008--2009/2010

Tingkatan dan Jenis Sekolah / Level and Type of School	2007/2008			2008/2009			2009/2010		
	Negeri Public	Swasta Private	Jumlah Total	Negeri Public	Swasta Private	Jumlah Total	Negeri Public	Swasta Private	Jumlah Total
TK / Kindergarten	4,024	172,037	176,061	4,392	169,403	173,795	7,456	204,837	212,293
SLB / Special School	4,619	9,990	14,609	5,015	11,456	16,471	5,294	11,923	17,217
SD / Primary School	1,183,598	117,854	1,301,452	1,283,286	144,126	1,427,412	1,338,000	149,126	1,487,126
SMP / Junior Sec. Sch.	406,172	189,569	595,741	414,850	185,601	600,451	421,519	185,579	607,098
SM / Senior Sec. Sch.	246,059	273,657	519,716	266,333	275,745	542,078	283,006	295,151	578,157
SMA / General SSS	168,480	127,195	295,675	179,773	123,879	303,652	186,721	129,434	316,155
SMK/ Vocational SSS	77,579	146,462	224,041	86,560	151,866	238,426	96,285	165,717	262,002

TABEL / TABLE : 63

RSP09/10

JUMLAH PEGAWAI MENURUT JENIS KETUNAAAN
NUMBER OF NON TEACHING STAFFS BY TYPE OF HANDICAPPED
SLB / SPECIAL SCHOOL (SS)
TAHUN / YEAR : 2009/2010

No. Jenis Ketunaan <i>Type of Handicapped</i>	Status Sekolah / Status of School				Jumlah / Total	
	Negeri / Public		Swasta / Private			
	Jml/No.	%	Jml/No.	%	Jml/No.	%
1. Tunanetra / Blind	42	4.52	98	6.67	140	5.84
2. Tunarungu / Deaf	19	2.05	136	9.26	155	6.46
3. Tunagrahita <i>Mentally Retarded</i>	-	-	83	5.65	83	3.46
4. Tunadaksa / Physical <i>Handicapped</i>	-	-	4	0.27	4	0.17
5. Tunalaras / Mal-Adjusted	-	-	11	0.75	11	0.46
6. Tuna Ganda <i>Multiple Handicapped</i>	-	-	11	0.75	11	0.46
7. Autisme/Autism	-	-	16	1.09	16	0.67
8. Campuran / Mixed Types of <i>Handicapped</i>	868	93.43	1,110	75.56	1,978	82.49
Jumlah / Total	929	100.00	1,469	100.00	2,398	100.00

TABEL / TABLE : 69

RSP09/10

JUMLAH KELAS MENURUT TINGKAT

NUMBER OF CLASSES BY GRADE

TAHUN / YEAR : 2009/2010

Tingkatan dan Jenis Sekolah / Level and Type of School	Tingkat / Grade						Jumlah Total
	I	II	III	IV	V	VI	
TK / Kindergarten *)	62,421	90,878	-	-	-	-	153,299
Negeri / Public	2,049	3,114	-	-	-	-	5,163
Swasta / Private	60,372	87,764	-	-	-	-	148,136
SD / Primary School	178,178	173,830	170,259	166,979	161,255	158,731	1,009,232
Negeri / Public	160,325	156,837	154,068	151,327	146,455	144,581	913,593
Swasta / Private	17,853	16,993	16,191	15,652	14,800	14,150	95,639
SMP / Junior SS	87,815	86,565	84,811	-	-	-	259,191
Negeri / Public	63,812	63,234	61,534	-	-	-	188,580
Swasta / Private	24,003	23,331	23,277	-	-	-	70,611
SM / Senior SS	71,796	67,155	61,949	-	-	-	200,900
Negeri / Public	37,429	34,535	31,992	-	-	-	103,956
Swasta / Private	34,367	32,620	29,957	-	-	-	96,944
SMA / Gen.SSS	39,306	37,876	36,882	-	-	-	114,064
Negeri / Public	25,400	24,100	23,129	-	-	-	72,629
Swasta / Private	13,906	13,776	13,753	-	-	-	41,435
SMK / Voc. SSS	32,490	29,279	25,067	-	-	-	86,836
Negeri / Public	12,029	10,435	8,863	-	-	-	31,327
Swasta / Private	20,461	18,844	16,204	-	-	-	55,509

Catatan / Notes :

*) Tingkat I adalah Tipe A dan tingkat II adalah Tipe B / Grade I means Type A and Grade II means Type B.

TABEL / TABLE : 66

RSP09/10

JUMLAH PEGAWAI MENURUT JENIS PEKERJAAN
NUMBER OF NON-TEACHING STAFFS BY RESPONSIBILITY
TAHUN / YEAR : 2009/2010

Tingkatan dan Jenis Sekolah / Level and Type of School	Tenaga Teknis / Technical Staffs					Tenaga Administrasi / Administrators					Jumlah Total
	Kepala Instalasi / Super-visors	Labo-ran / Labor. Staffs	Petugas Perpust. / Library Staffs	Juru Bengkel / Mecha-nics	Sub-jml. / Sub-Tot.	Tata Usaha / Adminis-trators	Benda-harawan / Treasu-rers	Juru Ketik / Typists	Penjaga Sekolah / School Guards	Sub-jml. / Sub-Tot.	
SMP / Junior SS	1,324	4,951	13,087	724	20,086	16,531	15,922	58,169	29,174	119,796	139,882
Negeri / Public	835	3,619	9,104	424	13,982	9,080	10,131	46,413	20,844	86,468	100,450
Swasta / Private	489	1,332	3,983	300	6,104	7,451	5,791	11,756	8,330	33,328	39,432
SM / Senior SS	2,613	4,593	10,318	3,342	20,866	13,654	13,564	44,196	28,843	100,257	121,123
Negeri / Public	1,104	2,489	5,421	1,337	10,351	4,858	5,811	26,842	15,790	53,301	63,652
Swasta / Private	1,509	2,104	4,897	2,005	10,515	8,796	7,753	17,354	13,053	46,956	57,471
SMA / Gen.SSS	944	2,884	6,547	330	10,705	7,320	7,407	25,723	16,871	57,321	68,026
Negeri / Public	478	1,868	3,957	160	6,463	3,284	4,048	18,000	10,982	36,314	42,777
Swasta / Private	466	1,016	2,590	170	4,242	4,036	3,359	7,723	5,889	21,007	25,249
SMK / Voc. SSS	1,669	1,709	3,771	3,012	10,161	6,334	6,157	18,473	11,972	42,936	53,097
Negeri / Public	626	621	1,464	1,177	3,888	1,574	1,763	8,842	4,808	16,987	20,875
Swasta / Private	1,043	1,088	2,307	1,835	6,273	4,760	4,394	9,631	7,164	25,949	32,222

TABEL / TABLE : 68

RSP09/10

JUMLAH KELAS MENURUT JENIS KETUNAAAN DAN STATUS SEKOLAH
NUMBER OF CLASSES BY TYPE OF HANDICAPPED AND STATUS OF SCHOOL
SLB / SPECIAL SCHOOL (SS)
TAHUN / YEAR : 2009/2010

No.	Tipe Ketunaan <i>Type of Handicapped</i>	Status Sekolah / <i>Status of School</i>				Jumlah / <i>Total</i>	
		Negeri / <i>Public</i>		Swasta / <i>Private</i>			
		Jml/No.	%	Jml/No.	%	Jml/No.	%
1.	Tunanetra / <i>Blind</i>	37	0.68	252	1.98	289	1.59
2.	Tunarungu / <i>Deaf</i>	22	0.40	902	7.09	924	5.08
3.	Tunagrahita <i>Mentally Retarded</i>	1	0.02	758	5.95	759	4.17
4.	Tunadaksa / <i>Physical Handicapped</i>	5	0.09	52	0.41	57	0.31
5.	Tunalaras / <i>Mal-Adjusted</i>	-	-	46	0.36	46	0.25
6.	Tuna Ganda <i>Multiple Handicapped</i>	-	-	38	0.30	38	0.21
7.	Autisme / <i>Autism</i>	-	-	170	1.34	170	0.93
8.	Campuran / <i>Mixed Types of Handicapped</i>	5,390	98.81	10,512	82.58	15,902	87.45
Jumlah / <i>Total</i>		5,455	100.00	12,730	100.00	18,185	100.00

TABEL / TABLE : 68A

RSP09/10

JUMLAH KELAS MENURUT JENJANG PENDIDIKAN DAN STATUS SEKOLAH

NUMBER OF CLASSES BY LEVEL OF EDUCATION AND STATUS OF SCHOOL

PLB / SPECIAL EDUCATION

TAHUN / YEAR : 2009/2010

No.	Jenis Sekolah <i>Type of School</i>	Status Sekolah / <i>Status of School</i>				Jumlah / <i>Total</i>	
		Negeri / <i>Public</i>		Swasta / <i>Private</i>			
		Jml/No.	%	Jml/No.	%	Jml/No.	%
1.	TK / Kindergarten	225	11.80	1,681	88.20	1,906	10.48
2.	Sekolah Dasar Luar Biasa (SDLB) <i>Special Primary School</i>	4,528	38.45	7,249	61.55	11,777	64.76
3.	SMP / <i>J.S.S</i>	490	16.07	2,559	83.93	3,049	16.77
4.	SM / <i>S.S.S</i>	212	14.59	1,241	85.41	1,453	7.99
5.	Kombinasi / <i>Combination</i>	-	-	-	-	-	-
Jumlah / Total		5,455	30.00	12,730	70.00	18,185	100.00

TABEL / TABLE : 70

RSP09/10

PERKEMBANGAN JUMLAH KELAS NEGERI DAN SWASTA

TREND OF PUBLIC AND PRIVATE CLASSES

TAHUN / YEAR : 2007/2008--2009/2010

Tingkatan dan Jenis Sekolah / Level and Type of School	2007/2008			2008/2009			2009/2010		
	Negeri Public	Swasta Private	Jumlah Total	Negeri Public	Swasta Private	Jumlah Total	Negeri Public	Swasta Private	Jumlah Total
TK / Kindergarten	2,342	134,792	137,134	2,711	135,158	137,869	5,163	148,136	153,299
SLB / Special School	5,433	13,961	19,394	5,498	12,588	18,086	5,455	12,730	18,185
SD / Primary School	889,788	85,624	975,412	894,848	94,223	989,071	913,593	95,639	1,009,232
SMP / Junior Sec. Sch.	167,581	68,268	235,849	182,340	69,843	252,183	188,580	70,611	259,191
SM / Senior Sec. Sch.	88,440	87,466	175,906	95,013	92,400	187,413	103,956	96,944	200,900
SMA / General SSS	64,783	41,853	106,636	68,789	42,177	110,966	72,629	41,435	114,064
SMK / Vocational SSS	23,657	45,613	69,270	26,224	50,223	76,447	31,327	55,509	86,836

TABEL / TABLE : 71

RSP09/10

JUMLAH RUANG KELAS MENURUT JENIS KETUNAAAN DAN STATUS SEKOLAH

NUMBER OF CLASSES BY TYPE OF HANDICAPPED AND STATUS OF SCHOOL

SLB / SPECIAL SCHOOL (SS)

TAHUN / YEAR : 2009/2010

No.	Tipe Ketunaan <i>Type of Handicapped</i>	Status Sekolah / <i>Status of School</i>				Jumlah / <i>Total</i>	
		Negeri / <i>Public</i>		Swasta / <i>Private</i>			
		Jml/No.	%	Jml/No.	%	Jml/No.	%
1.	Tunanetra / <i>Blind</i>	37	0.68	252	1.98	289	1.59
2.	Tunarungu / <i>Deaf</i>	22	0.40	902	7.09	924	5.08
3.	Tunagrahita <i>Mentally Retarded</i>	1	0.02	758	5.95	759	4.17
4.	Tunadaksa / <i>Physical Handicapped</i>	5	0.09	52	0.41	57	0.31
5.	Tunalaras / <i>Mal-Adjusted</i>	-	-	46	0.36	46	0.25
6.	Tuna Ganda <i>Multiple Handicapped</i>	-	-	38	0.30	38	0.21
7.	Autisme / <i>Austism</i>	-	-	170	1.34	170	0.93
8.	Campuran / <i>Mixed Types of Handicapped</i>	5,390	98.81	10,512	82.58	15,902	87.45
Jumlah / Total		5,455	100.00	12,730	100.00	18,185	100.00

TABEL / TABLE : 71A

RSP09/10

JUMLAH RUANG KELAS MILIK MENURUT JENIS KETUNAAAN DAN STATUS SEKOLAH

NUMBER OF OWNED CLASSROOMS BY TYPE OF HANDICAPPED AND STATUS OF SCHOOL

SLB / SPECIAL SCHOOL (SS)

TAHUN / YEAR : 2008/2009

No.	Tipe Ketunaan <i>Type of Handicapped</i>	Status Sekolah / Status of School				Jumlah / Total	
		Negeri / Public		Swasta / Private			
		Jml/No.	%	Jml/No.	%	Jml/No.	%
1.	Tunanetra / Blind	29	0.53	228	1.79	257	1.41
2.	Tunarungu / Deaf	21	0.38	746	5.86	767	4.22
3.	Tunagrahita <i>Mentally Retarded</i>	-	-	532	4.18	532	2.93
4.	Tunadaksa / <i>Physical Handicapped</i>	5	0.09	41	0.32	46	0.25
5.	Tunalaras / Mal-Adjusted	-	-	37	0.29	37	0.20
6.	Tuna Ganda <i>Multiple Handicapped</i>	-	-	30	0.24	30	0.16
7.	Autisme / Autism	-	-	60	0.47	60	0.33
8.	Campuran / Mixed Types of <i>Handicapped</i>	3,389	62.13	4,921	38.66	8,310	45.70
Jumlah / Total		3,444	63.13	6,595	51.81	10,039	55.20

TABEL / TABLE : 72

RSP09/10

JUMLAH RUANG KELAS MILIK MENURUT KONDISI DAN BUKAN MILIK

NUMBER OF OWNED CLASSROOMS BY CONDITION AND NOT-OWNED

TAHUN / YEAR : 2009/2010

Tingkatan dan Jenis Sekolah / Level and Type of School	M i l i k / O w n e d					Bukan Milik Not-owned		Jumlah Total
	Baik Good	Ringan Fair	Berat Bad	Subjml. Sub Tot.	%	Jml/No.	%	
TK / Kindergarten *)	94,017	14,073	16,833	124,923	88.41	16,380	11.59	141,303
Negeri / Public	3,521	245	259	4,025	93.80	266	6.20	4,291
Swasta / Private	90,496	13,828	16,574	120,898	88.24	16,114	11.76	137,012
SLB / Special School	7,596	1,849	594	10,039	90.24	1,086	9.76	11,125
Negeri / Public	2,543	622	279	3,444	98.97	36	1.03	3,480
Swasta / Private	5,053	1,227	315	6,595	86.27	1,050	13.73	7,645
SD / Primary School	542,443	188,426	159,572	890,441	99.05	8,575	0.95	899,016
Negeri / Public	476,209	174,958	150,799	801,966	99.15	6,906	1.18	808,872
Swasta / Private	66,234	13,468	8,773	88,475	98.15	1,669	2.84	90,144
SMP / Junior SS	207,993	30,853	12,722	251,568	98.23	4,527	1.77	256,095
Negeri / Public	151,473	21,967	9,121	182,561	98.60	2,586	1.40	185,147
Swasta / Private	56,520	8,886	3,601	69,007	97.26	1,941	2.74	70,948
SM / Senior SS	170,028	15,006	6,010	191,044	97.59	4,727	2.41	195,771
Negeri / Public	89,074	8,401	3,488	100,963	98.58	1,457	1.42	102,420
Swasta / Private	80,954	6,605	2,522	90,081	96.50	3,270	3.50	93,351
SMA / Gen.SSS	99,722	9,159	3,995	112,876	98.36	1,880	1.64	114,756
Negeri / Public	62,545	6,036	2,751	71,332	98.89	798	1.11	72,130
Swasta / Private	37,177	3,123	1,244	41,544	97.46	1,082	2.54	42,626
SMK / Voc. SSS	70,306	5,847	2,015	78,168	96.49	2,847	3.51	81,015
Negeri / Public	26,529	2,365	737	29,631	97.82	659	2.18	30,290
Swasta / Private	43,777	3,482	1,278	48,537	95.69	2,188	4.31	50,725

Catatan / Notes:

... Tidak tersedia data / Data not-available

TABEL / TABLE : 73

RSP09/10

PERKEMBANGAN JUMLAH RUANG KELAS MILIK NEGERI DAN SWASTA

TREND OF PUBLIC AND PRIVATE OWNED CLASSROOMS

TAHUN / YEAR : 2007/2008--2009/2010

Tingkatan dan Jenis Sekolah / Level and Type of School	2007/2008			2008/2009			2009/2010		
	Negeri Public	Swasta Private	Jumlah Total	Negeri Public	Swasta Private	Jumlah Total	Negeri Public	Swasta Private	Jumlah Total
TK / Kindergarten	2,143	107,147	109,290	2,422	102,666	105,088	4,025	120,898	124,923
SLB / Special School	3,043	7,543	10,586	3,320	7,699	11,019	3,480	7,645	11,125
SD / Primary School	795,233	77,419	872,652	810,350	81,330	891,680	801,966	88,475	890,441
SMP / Junior Sec. Sch.	175,248	68,868	244,116	184,141	70,714	254,855	182,561	69,007	251,568
SM / Senior Sec. Sch.	84,844	84,358	169,202	90,555	90,463	181,018	100,963	90,081	191,044
SMA / General	63,535	41,589	105,124	65,896	42,409	108,305	71,332	41,544	112,876
SMK / Vocational	21,309	42,769	64,078	24,659	48,054	72,713	29,631	48,537	78,168

TABEL / TABLE : 74

RSP09/10

PERKEMBANGAN JUMLAH RUANG KELAS NEGERI DAN SWASTA

TREND OF PUBLIC AND PRIVATE CLASSROOMS

TAHUN / YEAR : 2007/2008--2009/2010

Tingkatan dan Jenis Sekolah / Level and Type of School	2007/2008			2008/2009			2009/2010		
	Negeri Public	Swasta Private	Jumlah Total	Negeri Public	Swasta Private	Jumlah Total	Negeri Public	Swasta Private	Jumlah Total
TK / Kindergarten	2,267	128,108	130,375	2,566	122,979	125,545	4,291	137,012	141,303
SD / Primary School	811,747	79,847	891,594	824,121	83,668	907,789	808,872	90,144	899,016
SMP / Junior Sec. Sch.	177,514	70,614	248,128	186,929	73,588	260,517	185,147	70,948	256,095
SM / Senior Sec. Sch.	85,692	88,328	174,020	91,539	93,387	184,926	102,420	93,351	195,771
SMA / General	63,936	42,879	106,815	66,420	43,657	110,077	72,130	42,626	114,756
SMK / Vocational	21,756	45,449	67,205	25,119	49,730	74,849	30,290	50,725	81,015

JUMLAH LABORATORIUM MENURUT JENIS

NUMBER OF LABORATORIES BY TYPE

TAHUN / YEAR : 2009/2010

Tingkatan dan Jenis									
Sekolah / Level and	IPA	Biologi	Kimia	Fisika	IPS	Bahasa	Multimedia	Komputer	Jumlah
<i>Type of School</i>	<i>Science</i>	<i>Biology</i>	<i>Chemistry</i>	<i>Physics</i>	<i>Social</i>	<i>Language</i>	<i>Multimedia</i>	<i>Computer</i>	<i>Total</i>
SMP / Junior SS	12,644	1,144	434	988	2,246	278	17,734
Negeri / Public	8,893	761	161	641	1,123	139	11,718
Swasta / Private	3,751	383	273	347	1,123	139	6,016
SM / Senior SS	5,526	3,151	3,800	2,888	709	4,262	2,088	13,115	35,539
Negeri / Public	2,854	1,676	1,975	1,521	340	2,206	907	4,443	15,922
Swasta / Private	2,672	1,475	1,825	1,367	369	2,056	1,181	8,672	19,617
SMA / Gen.SSS	4,969	2,831	3,090	2,345	538	2,475	...	5,944	23,427
Negeri / Public	2,575	1,492	1,588	1,227	262	1,343	530	2,484	11,501
Swasta / Private	2,394	1,339	1,502	1,118	276	1,132	705	3,460	11,926
SMK / Voc. SSS	557	320	710	543	171	1,787	853	7,171	12,112
Negeri / Public	279	184	387	294	78	863	377	1,959	4,421
Swasta / Private	278	136	323	249	93	924	476	5,212	7,691

Catatan / Notes :

... Tidak tersedia data / data not-available

TABEL / TABLE : 76

RSP09/10

PERKEMBANGAN JUMLAH LABORATORIUM NEGERI DAN SWASTA*TREND OF PUBLIC AND PRIVATE LABORATORIES***TAHUN / YEAR : 2007/2008--2009/2010**

Tingkatan dan Jenis Sekolah / Level and Type of School	2007/2008			2008/2009			2009/2010		
	Negeri Public	Swasta Private	Jumlah Total	Negeri Public	Swasta Private	Jumlah Total	Negeri Public	Swasta Private	Jumlah Total
SMP / Junior Sec. Sch.	12,617	5,775	18,392	11,189	3,783	14,972	11,718	6,016	17,734
SM / Senior Sec. Sch.	11,959	14,974	26,933	14,148	17,723	31,871	15,922	19,617	35,539
SMA / General	8,851	9,818	18,669	9,826	10,630	20,456	11,501	11,926	23,427
SMK / Vocational	3,108	5,156	8,264	4,322	7,093	11,415	4,421	7,691	12,112

TABEL / TABLE : 77

RSP09/10

JUMLAH FASILITAS SEKOLAH
NUMBER OF SCHOOL FACILITIES
TAHUN / YEAR : 2009/2010

Tingkatan dan Jenis Sekolah / Level and Type of School	Perpus-takaan Library	Keteram-pilan Skill	Serba Guna Multi Pur- pose Rooms	UKS Health Center	Praktek Kerja Workshop	Komputer Computer Rooms	Bengkel Garage	R. Diesel Rooms	R. BP/BK Guid/Couns. Rooms
SMP / Junior SS	14,761	5,650	4,028	8,399	475	11,691	164	577	9,863
Negeri / Public	9,428	4,244	2,203	5,200	292	6,262	83	426	6,261
Swasta / Private	5,333	1,406	1,825	3,199	183	5,429	81	151	3,602
SM / Senior SS	13,639	4,549	4,988	8,135	8,796	-	5,539	1,522	9,188
Negeri / Public	5,010	1,976	1,681	3,019	3,835	-	2,042	736	3,433
Swasta / Private	8,629	2,573	3,307	5,116	4,961	-	3,497	786	5,755
SMA / Gen.SSS	7,262	2,192	2,536	4,218	725	-	269	400	5,299
Negeri / Public	3,359	999	834	1,869	263	-	110	180	2,448
Swasta / Private	3,903	1,193	1,702	2,349	462	-	159	220	2,851
SMK / Voc. SSS	6,377	2,357	2,452	3,917	8,071	-	5,270	1,122	3,889
Negeri / Public	1,651	977	847	1,150	3,572	-	1,932	556	985
Swasta / Private	4,726	1,380	1,605	2,767	4,499	-	3,338	566	2,904

PERKEMBANGAN JUMLAH PERPUSTAKAAN NEGERI DAN SWASTA*TREND OF PUBLIC AND PRIVATE LIBRARIES***TAHUN / YEAR : 2007/2008--2009/2010**

Tingkatan dan Jenis Sekolah / Level and Type of School	2007/2008			2008/2009			2009/2010		
	Negeri Public	Swasta Private	Jumlah Total	Negeri Public	Swasta Private	Jumlah Total	Negeri Public	Swasta Private	Jumlah Total
SMP / Junior Sec. Sch.	9,659	6,113	15,772	7,332	2,787	10,119	9,428	5,333	14,761
SM / Senior Sec. Sch.	4,294	7,010	11,304	4,592	7,404	11,996	5,010	8,629	13,639
SMA / General	2,954	3,679	6,633	3,057	3,748	6,805	3,359	3,903	7,262
SMK / Vocational	1,340	3,331	4,671	1,535	3,656	4,671	1,651	4,726	6,377

TABEL / TABLE : 79

RSP09/10

JUMLAH SISWA MENURUT KELOMPOK UMUR DAN TINGKAT

NUMBER OF PUPILS BY AGE/AGE-GROUP AND GRADE

SMP / JUNIOR SECONDARY SCHOOL (JSS)

STATUS SEKOLAH / STATUS OF SCHOOL : NEGERI+SWASTA / PUBLIC+PRIVATE

TAHUN / YEAR : 2009/2010

Umur / Kelompok Umur Age / Age-group	Tingkat / Grade I		Tingkat / Grade II		Tingkat / Grade III		Jumlah / Total	
	Jml/No.	%	Jml/No.	%	Jml/No.	%	Jml/No.	%
< 13 tahun / year	627,554	20.84	-	-	-	-	627,554	6.89
13 tahun / year	954,115	31.69	1,095,574	34.85	-	-	2,049,689	22.51
14 tahun / year	801,937	26.63	1,280,627	40.73	1,041,137	35.27	3,123,701	34.30
15 tahun / year	449,476	14.93	579,390	18.43	1,199,289	40.63	2,228,155	24.47
Subjml/Sub Total	2,205,528	73.25	2,955,591	94.00	2,240,426	75.89	7,401,545	81.27
16 tahun / year	134,079	4.45	137,340	4.37	499,921	16.93	771,340	8.47
17 tahun / year	36,165	1.20	40,474	1.29	165,687	5.61	242,326	2.66
18 tahun / year	7,382	0.25	9,244	0.29	41,449	1.40	58,075	0.64
> 18 tahun / year	150	0.00	1,455	0.05	4,591	0.16	6,196	0.07
Subjml/Sub Total	177,776	5.90	188,513	6.00	711,648	24.11	1,077,937	11.84
Jumlah / Total	3,010,858	100.00	3,144,104	100.00	2,952,074	100.00	9,107,036	100.00

TABEL / TABLE : 79A

RSP09/10

JUMLAH SISWA MENURUT KELOMPOK UMUR DAN TINGKAT

NUMBER OF PUPILS BY AGE/AGE-GROUP AND GRADE

SMP / JUNIOR SECONDARY SCHOOL (JSS)

STATUS SEKOLAH / STATUS OF SCHOOL : NEGERI / PUBLIC

TAHUN / YEAR : 2009/2010

Umur / Kelompok Umur Age / Age-group	Tingkat / Grade I		Tingkat / Grade II		Tingkat / Grade III		Jumlah / Total	
	Jml/No.	%	Jml/No.	%	Jml/No.	%	Jml/No.	%
< 13 tahun / year	397,603	13.21	-	-	-	-	397,603	5.84
13 tahun / year	662,338	22.00	848,476	26.99	-	-	1,510,814	22.18
14 tahun / year	649,924	21.59	955,612	30.39	776,843	26.32	2,382,379	34.97
15 tahun / year	389,410	12.93	416,055	13.23	875,695	29.66	1,681,160	24.68
Subjml/Sub Total	1,701,672	56.52	2,220,143	70.61	1,652,538	55.98	5,574,353	81.83
16 tahun / year	122,359	4.06	90,781	2.89	404,230	13.69	617,370	9.06
17 tahun / year	32,895	1.09	26,347	0.84	121,803	4.13	181,045	2.66
18 tahun / year	6,768	0.22	4,951	0.16	25,771	0.87	37,490	0.55
> 18 tahun / year	139	0.00	558	0.02	3,929	0.13	4,626	0.07
Subjml/Sub Total	162,161	5.39	122,637	3.90	555,733	18.83	840,531	12.34
Jumlah / Total	2,261,436	75.11	2,342,780	74.51	2,208,271	74.80	6,812,487	100.00

TABEL / TABLE : 79B

RSP09/10

JUMLAH SISWA MENURUT KELOMPOK UMUR DAN TINGKAT

NUMBER OF PUPILS BY AGE/AGE-GROUP AND GRADE

SMP / JUNIOR SECONDARY SCHOOL (JSS)

STATUS SEKOLAH / STATUS OF SCHOOL : SWASTA / PRIVATE

TAHUN / YEAR : 2009/2010

Umur / Kelompok Umur Age / Age-group	Tingkat / Grade I		Tingkat / Grade II		Tingkat / Grade III		Jumlah / Total	
	Jml/No.	%	Jml/No.	%	Jml/No.	%	Jml/No.	%
< 13 tahun / year	229,951	7.64	-	-	-	-	229,951	2.52
13 tahun / year	291,777	9.69	247,098	7.86	-	-	538,875	5.92
14 tahun / year	152,013	5.05	325,015	10.34	264,294	8.95	741,322	8.14
15 tahun / year	60,066	1.99	163,335	5.19	323,594	10.96	546,995	6.01
Subjml/Sub Total	503,856	16.73	735,448	23.39	587,888	19.91	1,827,192	20.06
16 tahun / year	11,720	0.39	46,559	1.48	95,691	3.24	153,970	1.69
17 tahun / year	3,270	0.11	14,127	0.45	43,884	1.49	61,281	0.67
18 tahun / year	614	0.02	4,293	0.14	15,678	0.53	20,585	0.23
> 18 tahun / year	11	0.00	897	0.03	662	0.02	1,570	0.02
Subjml/Sub Total	15,615	0.52	65,876	2.10	155,915	5.28	237,406	2.61
Jumlah / Total	749,422	24.89	801,324	25.49	743,803	25.20	2,294,549	25.20

TABEL / TABLE : 80

RSP09/10

JUMLAH SISWA MENURUT KELOMPOK UMUR DAN TINGKAT

NUMBER OF PUPILS BY AGE/AGE-GROUP AND GRADE

SM / SENIOR SECONDARY SCHOOL (SSS)

STATUS SEKOLAH / STATUS OF SCHOOL : NEGERI+SWASTA / PUBLIC+PRIVATE

TAHUN / YEAR : 2009/2010

Umur / Kelompok Umur Age / Age-group	Tingkat / Grade I		Tingkat / Grade II		Tingkat / Grade III		Jumlah / Total	
	Jml/No.	%	Jml/No.	%	Jml/No.	%	Jml/No.	%
< 16 tahun / year	549,632	21.08	-	-	-	-	549,632	7.57
16 tahun / year	918,898	35.25	613,079	25.19	-	-	1,531,977	21.10
17 tahun / year	615,486	23.61	814,492	33.46	627,514	28.26	2,057,492	28.33
18 tahun / year	314,270	12.05	610,763	25.09	754,811	33.99	1,679,844	23.13
Subjml/Sub Total	1,848,654	70.91	2,038,334	83.74	1,382,325	62.25	5,269,313	72.56
19 tahun / year	136,905	5.25	277,485	11.40	501,976	22.61	916,366	12.62
20 tahun / year	50,877	1.95	90,865	3.73	239,030	10.76	380,772	5.24
21 tahun / year	18,968	0.73	24,167	0.99	81,483	3.67	124,618	1.72
> 21 tahun / year	2,118	0.08	3,381	0.14	15,644	0.70	21,143	0.29
Subjml/Sub Total	208,868	8.01	395,898	16.26	838,133	37.75	1,442,899	19.87
Jumlah / Total	2,607,154	100.00	2,434,232	100.00	2,220,458	100.00	7,261,844	100.00

TABEL / TABLE : 80A

RSP09/10

JUMLAH SISWA MENURUT KELOMPOK UMUR DAN TINGKAT

NUMBER OF PUPILS BY AGE/AGE-GROUP AND GRADE

SM / SENIOR SECONDARY SCHOOL (SSS)

STATUS SEKOLAH / STATUS OF SCHOOL : NEGERI / PUBLIC

TAHUN / YEAR : 2009/2010

Umur / Kelompok Umur <i>Age / Age-group</i>	Tingkat / Grade I		Tingkat / Grade II		Tingkat / Grade III		Jumlah / Total	
	Jml/No.	%	Jml/No.	%	Jml/No.	%	Jml/No.	%
< 16 tahun / year	330,638	12.68	-	-	-	-	330,638	4.55
16 tahun / year	487,187	18.69	314,382	12.92	-	-	801,569	11.04
17 tahun / year	344,029	13.20	428,542	17.60	290,971	13.10	1,063,542	14.65
18 tahun / year	155,189	5.95	315,280	12.95	375,497	16.91	845,966	11.65
Subjml/Sub Total	986,405	37.83	1,058,204	43.47	666,468	30.01	2,711,077	37.33
19 tahun / year	49,396	1.89	138,644	5.70	290,667	13.09	478,707	6.59
20 tahun / year	11,043	0.42	45,171	1.86	137,650	6.20	193,864	2.67
21 tahun / year	3,031	0.12	11,116	0.46	49,240	2.22	63,387	0.87
> 21 tahun / year	385	0.01	1,445	0.06	5,105	0.23	6,935	0.10
Subjml/Sub Total	63,855	2.45	196,376	8.07	482,662	21.74	742,893	10.23
Jumlah / Total	1,380,898	52.97	1,254,580	51.54	1,149,130	51.75	3,784,608	52.12

TABEL / TABLE : 80B

RSP09/10

JUMLAH SISWA MENURUT KELOMPOK UMUR DAN TINGKAT

NUMBER OF PUPILS BY AGE/AGE-GROUP AND GRADE

SM / SENIOR SECONDARY SCHOOL (SSS)

STATUS SEKOLAH / STATUS OF SCHOOL : SWASTA / PRIVATE

TAHUN / YEAR : 2009/2010

Umur / Kelompok Umur Age / Age-group	Tingkat / Grade I		Tingkat / Grade II		Tingkat / Grade III		Jumlah / Total	
	Jml/No.	%	Jml/No.	%	Jml/No.	%	Jml/No.	%
< 16 tahun / year	218,994	8.40	-	-	-	-	218,994	3.02
16 tahun / year	431,711	16.56	298,697	12.27	-	-	730,408	10.06
17 tahun / year	271,457	10.41	385,950	15.86	336,543	15.16	993,950	13.69
18 tahun / year	159,081	6.10	295,483	12.14	379,314	17.08	833,878	11.48
Subjml/Sub Total	862,249	33.07	980,130	40.26	715,857	32.24	2,558,236	35.23
19 tahun / year	87,509	3.36	138,841	5.70	211,309	9.52	437,659	6.03
20 tahun / year	39,834	1.53	45,694	1.88	101,380	4.57	186,908	2.57
21 tahun / year	15,937	0.61	13,051	0.54	32,243	1.45	61,231	0.84
> 21 tahun / year	1,733	0.07	1,936	0.08	10,539	0.47	14,208	0.20
Subjml/Sub Total	145,013	5.56	199,522	8.20	355,471	16.01	700,006	9.64
Jumlah / Total	1,226,256	47.03	1,179,652	48.46	1,071,328	48.25	3,477,236	47.88

TABEL / TABLE : 81

RSP09/10

JUMLAH SISWA MENURUT KELOMPOK UMUR DAN TINGKAT

NUMBER OF PUPILS BY AGE/AGE-GROUP AND GRADE

SMA / GENERAL SENIOR SECONDARY SCHOOL (GSSS)

STATUS SEKOLAH / STATUS OF SCHOOL : NEGERI+SWASTA / PUBLIC+PRIVATE

TAHUN / YEAR : 2009/2010

Umur / Kelompok Umur Age / Age-group	Tingkat / Grade I		Tingkat / Grade II		Tingkat / Grade III		Jumlah / Total	
	Jml/No.	%	Jml/No.	%	Jml/No.	%	Jml/No.	%
< 16 tahun / year	228,354	16.51	-	-	-	-	228,354	5.79
16 tahun / year	330,460	23.90	270,256	20.78	-	-	600,716	15.24
17 tahun / year	383,727	27.75	359,919	27.68	261,901	20.79	1,005,547	25.50
18 tahun / year	249,028	18.01	376,633	28.97	348,866	27.69	974,527	24.72
Subjml/Sub Total	963,215	69.66	1,006,808	77.43	610,767	48.48	2,580,790	65.46
19 tahun / year	123,720	8.95	204,472	15.73	364,758	28.95	692,950	17.58
20 tahun / year	47,511	3.44	67,535	5.19	198,059	15.72	313,105	7.94
21 tahun / year	18,090	1.31	18,922	1.46	71,940	5.71	108,952	2.76
> 21 tahun / year	1,841	0.13	2,544	0.20	14,240	1.13	18,625	0.47
Subjml/Sub Total	191,162	13.82	293,473	22.57	648,997	51.52	1,133,632	28.75
Jumlah / Total	1,382,731	100.00	1,300,281	100.00	1,259,764	100.00	3,942,776	100.00

TABEL / TABLE : 81A

RSP09/10

JUMLAH SISWA MENURUT KELOMPOK UMUR DAN TINGKAT

NUMBER OF PUPILS BY AGE/AGE-GROUP AND GRADE

SMA / GENERAL SENIOR SECONDARY SCHOOL (GSSS)

STATUS SEKOLAH / STATUS OF SCHOOL : NEGERI / PUBLIC

TAHUN / YEAR : 2009/2010

Umur / Kelompok Umur Age / Age-group	Tingkat / Grade I		Tingkat / Grade II		Tingkat / Grade III		Jumlah / Total	
	Jml/No.	%	Jml/No.	%	Jml/No.	%	Jml/No.	%
< 16 tahun / year	198,895	14.38	-	-	-	-	198,895	5.04
16 tahun / year	260,022	18.80	184,376	14.18	-	-	444,398	11.27
17 tahun / year	269,637	19.50	240,642	18.51	176,582	14.02	686,861	17.42
18 tahun / year	137,941	9.98	249,379	19.18	230,447	18.29	617,767	15.67
Subjml/Sub Total	667,600	48.28	674,397	51.87	407,029	32.31	1,749,026	44.36
19 tahun / year	44,526	3.22	127,298	9.79	238,585	18.94	410,409	10.41
20 tahun / year	9,498	0.69	40,976	3.15	121,634	9.66	172,108	4.37
21 tahun / year	2,636	0.19	10,059	0.77	45,683	3.63	58,378	1.48
> 21 tahun / year	385	0.03	1,379	0.11	4,397	0.35	6,161	0.16
Subjml/Sub Total	57,045	4.13	179,712	13.82	410,299	32.57	647,056	16.41
Jumlah / Total	923,540	66.79	854,109	65.69	817,328	31.50	2,594,977	65.82

TABEL / TABLE : 81B

RSP09/10

JUMLAH SISWA MENURUT KELOMPOK UMUR DAN TINGKAT

NUMBER OF PUPILS BY AGE/AGE-GROUP AND GRADE

SMA / GENERAL SENIOR SECONDARY SCHOOL (GSSS)

STATUS SEKOLAH / STATUS OF SCHOOL : SWASTA / PRIVATE

TAHUN / YEAR : 2009/2010

Umur / Kelompok Umur Age / Age-group	Tingkat / Grade I		Tingkat / Grade II		Tingkat / Grade III		Jumlah / Total	
	Jml/No.	%	Jml/No.	%	Jml/No.	%	Jml/No.	%
< 16 tahun / year	29,459	2.13	-	-	-	-	29,459	0.75
16 tahun / year	70,438	5.09	85,880	6.60	-	-	156,318	3.96
17 tahun / year	114,090	8.25	119,277	9.17	85,319	6.77	318,686	8.08
18 tahun / year	111,087	8.03	127,254	9.79	118,419	9.40	356,760	9.05
Subjml/Sub Total	295,615	21.38	332,411	25.56	203,738	16.17	831,764	21.10
19 tahun / year	79,194	5.73	77,174	5.94	126,173	10.02	282,541	7.17
20 tahun / year	38,013	2.75	26,559	2.04	76,425	6.07	140,997	3.58
21 tahun / year	15,454	1.12	8,863	0.68	26,257	2.08	50,574	1.28
> 21 tahun / year	1,456	0.11	1,165	0.09	9,843	0.78	12,464	0.32
Subjml/Sub Total	134,117	9.70	113,761	8.75	238,698	18.95	486,576	12.34
Jumlah / Total	459,191	33.21	446,172	34.31	442,436	35.12	1,347,799	34.18

TABEL / TABLE : 82

RSP09/10

JUMLAH SISWA MENURUT KELOMPOK UMUR DAN TINGKAT

NUMBER OF PUPILS BY AGE/AGE-GROUP AND GRADE

SMK / VOCATIONAL SENIOR SECONDARY SCHOOL (VSSS)

STATUS SEKOLAH / STATUS OF SCHOOL : NEGERI+SWASTA / PUBLIC+PRIVATE

TAHUN / YEAR : 2009/2010

Umur / Kelompok Umur Age / Age-group	Tingkat / Grade I		Tingkat / Grade II		Tingkat / Grade III		Jumlah / Total	
	Jml/No.	%	Jml/No.	%	Jml/No.	%	Jml/No.	%
< 16 tahun / year	321,278	26.24	-	-	-	-	321,278	9.68
16 tahun / year	588,438	48.06	342,823	30.23	-	-	931,261	28.06
17 tahun / year	231,759	18.93	454,573	40.09	365,613	38.06	1,051,945	31.69
18 tahun / year	65,242	5.33	234,130	20.65	405,945	42.26	705,317	21.25
Subjml/Sub Total	885,439	72.31	1,031,526	90.97	771,558	80.31	2,688,523	81.00
19 tahun / year	13,185	1.08	73,013	6.44	137,218	14.28	223,416	6.73
20 tahun / year	3,366	0.27	23,330	2.06	40,971	4.26	67,667	2.04
21 tahun / year	878	0.07	5,245	0.46	9,543	0.99	15,666	0.47
> 21 tahun / year	277	0.02	837	0.07	1,404	0.15	2,518	0.08
Subjml/Sub Total	17,706	1.45	102,425	9.03	189,136	19.69	309,267	9.32
Jumlah / Total	1,224,423	100.00	1,133,951	100.00	960,694	100.00	3,319,068	100.00

TABEL / TABLE : 82A

RSP09/10

JUMLAH SISWA MENURUT KELOMPOK UMUR DAN TINGKAT

NUMBER OF PUPILS BY AGE/AGE-GROUP AND GRADE

SMK / VOCATIONAL SENIOR SECONDARY SCHOOL (VSSS)

STATUS SEKOLAH / STATUS OF SCHOOL : NEGERI / PUBLIC

TAHUN / YEAR : 2009/2010

Umur / Kelompok Umur Age / Age-group	Tingkat / Grade I		Tingkat / Grade II		Tingkat / Grade III		Jumlah / Total	
	Jml/No.	%	Jml/No.	%	Jml/No.	%	Jml/No.	%
< 16 tahun / year	131,743	10.76	-	-	-	-	131,743	3.97
16 tahun / year	227,165	18.55	130,006	11.46	-	-	357,171	10.76
17 tahun / year	74,392	6.08	187,900	16.57	114,389	11.91	376,681	11.35
18 tahun / year	17,248	1.41	65,901	5.81	145,050	15.10	228,199	6.88
Subjml/Sub Total	318,805	26.04	383,807	33.85	259,439	27.01	962,051	28.99
19 tahun / year	4,870	0.40	11,346	1.00	52,082	5.42	68,298	2.06
20 tahun / year	1,545	0.13	4,195	0.37	16,016	1.67	21,756	0.66
21 tahun / year	395	0.03	1,057	0.09	3,557	0.37	5,009	0.15
> 21 tahun / year	-	-	66	0.01	708	0.07	774	0.02
Subjml/Sub Total	6,810	0.56	16,664	1.47	72,363	7.53	95,837	2.89
Jumlah / Total	457,358	37.35	400,471	35.32	331,802	34.54	1,189,631	35.84

TABEL / TABLE : 82B

RSP09/10

JUMLAH SISWA MENURUT KELOMPOK UMUR DAN TINGKAT

NUMBER OF PUPILS BY AGE/AGE-GROUP AND GRADE

SMK / VOCATIONAL SENIOR SECONDARY SCHOOL (VSSS)

STATUS SEKOLAH / STATUS OF SCHOOL : SWASTA / PRIVATE

TAHUN / YEAR : 2009/2010

Umur / Kelompok Umur Age / Age-group	Tingkat / Grade I		Tingkat / Grade II		Tingkat / Grade III		Jumlah / Total	
	Jml/No.	%	Jml/No.	%	Jml/No.	%	Jml/No.	%
< 16 tahun / year	189,535	15.48	-	-	-	-	189,535	5.71
16 tahun / year	361,273	29.51	212,817	18.77	-	-	574,090	17.30
17 tahun / year	157,367	12.85	266,673	23.52	251,224	26.15	675,264	20.34
18 tahun / year	47,994	3.92	168,229	14.84	260,895	27.16	477,118	14.38
Subjml/Sub Total	566,634	46.28	647,719	57.12	512,119	53.31	1,726,472	52.02
19 tahun / year	8,315	0.68	61,667	5.44	85,136	8.86	155,118	4.67
20 tahun / year	1,821	0.15	19,135	1.69	24,955	2.60	45,911	1.38
21 tahun / year	483	0.04	4,188	0.37	5,986	0.62	10,657	0.32
> 21 tahun / year	277	0.02	771	0.07	696	0.07	1,744	0.05
Subjml/Sub Total	10,896	0.89	85,761	7.56	116,773	12.16	213,430	6.43
Jumlah / Total	767,065	62.65	733,480	64.68	628,892	65.46	2,129,437	64.16

ARUS SISWA SEKOLAH DASAR (SD)
FLOW OF PUPILS OF PRIMARY SCHOOL (PS)
TAHUN / YEAR : 2003/2004--2009/2010

Tahun Year	Siswa Baru NE Gr.I	Siswa Baru										Lulusan Graduates	Jumlah Siswa Tot.Pupils	Mengu- lang/Re- peaters
		I	II	III	IV	V	VI							
03/04	4,440,896	4,819,709 → d 2.78% 133,801 r 9.39% p 452,551 87.83%	4,511,912 → d 0.23% 10,185 r 5.76% p 259,770 94.02%	4,569,837 → d 4.47% 204,310 r 4.79% p 219,024 90.74%	4,246,865 → d 3.20% 204,310 r 3.61% p 153,412 93.19%	4,002,422 → d 3.28% 131,427 r 2.46% p 98,598 94.25%	3,825,540 → d 4.22% 161,328 r 0.18% 6,951 95.60%	25,976,285	4.58%	1,190,306				
04/05	4,455,431	4,907,982 → d 4.79% 234,893 r 7.00% p 343,654 88.21%	4,493,127 → d 1.06% 47,794 r 5.36% p 240,699 93.58%	4,460,981 → d 1.79% 80,046 r 4.54% p 202,512 93.67%	4,299,915 → d 2.22% 97,626 r 3.30% p 141,964 93.71%	4,056,092 → d 3.66% 148,411 r 2.25% p 91,247 94.09%	3,779,348 → d 2.43% 91,968 r 0.16% 6,199 97.40%	25,997,445	3.95%	1,026,275				
05/06	4,491,010	4,834,664 → d 3.21% 155,100 r 7.68% p 371,252 89.11%	4,570,134 → d 3.28% 149,686 r 4.65% p 212,441 92.08%	4,407,146 → d 1.94% 85,511 r 4.11% p 181,250 93.95%	4,320,387 → d 1.92% 82,884 r 3.00% p 129,543 95.08%	4,027,626 → d 0.82% 32,937 r 2.11% p 84,797 97.08%	3,822,633 → d 2.88% 109,932 r 0.31% 11,887 96.81%	25,982,590	3.81%	991,170				
06/07	4,611,929	4,983,181 → d -0.74% -36,690 r 8.22% p 409,384 92.52%	4,520,914 → d 1.97% 89,137 r 3.55% p 160,644 94.47%	4,389,372 → d 2.26% 99,167 r 3.08% p 135,389 94.66%	4,270,048 → d 1.55% 66,102 r 2.40% p 102,531 96.05%	4,192,866 → d 3.38% 141,784 r 1.59% p 66,865 95.02%	3,921,855 → d 2.95% 115,645 r 0.19% 7,512 96.86%	26,278,236	3.36%	882,325				
07/08	4,623,034	5,032,418 → d 0.27% 13,622 r 7.64% p 384,278 92.09%	4,771,131 → d 3.98% 190,093 r 4.20% p 200,554 91.81%	4,406,522 → d 1.05% 46,418 r 3.61% p 159,246 95.33%	4,257,347 → d 0.16% 6,975 r 2.84% p 120,902 97.00%	4,168,280 → d 1.71% 71,194 r 1.93% p 80,366 96.36%	3,991,729 → d 2.74% 109,306 r 0.24% 9,451 97.02%	26,627,427	3.59%	954,797				
08/09	4,667,977	5,052,255 → d 5.96% 301,135 r 3.84% p 194,145 90.20%	4,835,072 → d -0.06% -2,694 r 5.15% p 248,811 94.91%	4,539,730 → d -0.84% -38,167 r 4.54% p 205,966 96.30%	4,321,760 → d 0.39% 16,912 r 3.60% p 155,688 96.01%	4,209,836 → d 3.08% 129,841 r 2.80% p 117,937 94.11%	4,026,171 → d 0.95% 38,048 r 1.10% 44,427 97.95%	26,984,824	3.58%	966,974				
09/10	4,732,548	4,926,693	4,805,786	4,794,921	4,527,619	4,267,097	4,006,485	27,328,601						

Catatan / Notes :

1. r = Mengulang/Repeaters, d = Putus Sekolah/Drop-outs, p = Naik Tingkat/Promoters, g = Lulusan/Graduates
2. Siswa Baru Tk.I/New Entrants to Gr.I = Siswa Tk.I/Pupils in Gr.I - Mengulang Tk.I/Repeaters in Gr.I
3. Siswa Naik Tk.II/Promotion to Gr.II = Siswa Tk.II/Pupils in Gr.II - Mengulang Tk.II/Repeaters in Gr.II
4. r % + p % + d % = 100 %

TABEL / TABLE : 84

RSP09/10

ARUS SISWA SEKOLAH MENENGAH PERTAMA (SMP)

FLOW OF PUPILS OF JUNIOR SECONDARY SCHOOL (JSS)

TAHUN / YEAR : 2004/2005--2009/2010

Tahun Year	SB Tk. I NE Gr. I	Tingkat / Grade			Lulusan Graduates	Jml. Siswa Tot. Pupils	Mengulang Repeaters	Putus Sek. Drop-outs
		I	II	III				
2004/05	2,611,108	2,628,880 → d 0.07% 1,821 r 0.72% p 18,824 99.21% 2,608,235	2,508,265 → d 0.01% 218 r 0.55% p 13,681 99.45% 2,494,366	2,415,941 → d 6.08% 146,851 r 0.13% 3,108	g 93.79% 2,265,982	0.47% 35,613	1.97% 148,890	
2005/06	2,935,175	2,953,999 → d 4.07% 120,334 r 0.52% p 15,263 95.41% 2,818,402	2,621,916 → d 2.44% 63,844 r 0.57% p 14,957 96.99% 2,543,115	2,497,474 → d 1.95% 48,656 r 0.49% 12,312	g 97.56% 2,436,506	0.53% 42,532	2.88% 232,834	
2006/07	3,035,713	3,050,976 → d 4.82% 146,937 r 0.48% p 14,746 94.70% 2,889,293	2,833,359 → d 5.19% 146,929 r 0.47% p 13,404 94.34% 2,673,026	2,555,427 → d 1.52% 38,958 r 0.30% 7,680	g 98.17% 2,508,789	0.42% 35,830	3.94% 332,824	
2007/08	3,016,157	3,030,903 → d 1.72% 52,174 r 0.49% p 14,746 97.79% 2,963,983	2,902,697 → d 1.81% 52,427 r 0.46% p 13,404 97.73% 2,836,866	2,680,706 → d 4.10% 109,806 r 0.29% 7,680	g 95.62% 2,563,220	0.42% 35,830	2.49% 214,407	
2008/09	3,156,308	3,170,686 → d 0.78% 24,876 r 0.44% p 13,846 103.33% 3,131,964	2,977,387 → d 0.64% 19,092 r 0.41% p 12,140 101.50% 2,946,155	2,844,546 → d 5.81% 165,295 r 0.21% 5,889	g 93.98% 2,673,362	0.37% 31,875	2.33% 209,263	
2009/10	2,997,012	3,010,858	3,144,104	2,952,044				

Catatan / Notes :

1. r = Mengulang/Repeaters, d = Putus Sekolah/Drop-outs, p = Naik Tingkat/Promoters, g = Lulusan/Graduates
2. Siswa Baru Tk.I/New Entrants to Gr.I = Siswa Tk. I/Pupils in Gr.I - Mengulang Tk.I/Repeaters in Gr.I
3. Siswa Naik Tk.II/Promotion to Gr.II = Siswa Tk.II/Pupils in Gr.II - Mengulang Tk.II/Repeaters in Gr.II
4. r % + p % + d % = 100 %

TABEL / TABLE : 85

ARUS SISWA SEKOLAH MENENGAH (SM)
FLOW OF PUPILS OF SENIOR SECONDARY SCHOOL (SSS)
TAHUN / YEAR : 2003/2004--2009/2010

Tahun Year	SB Tk. I NE Gr. I	Tingkat / Grade			Lulusan Graduates	Jml. Siswa Tot. Pupils	Mengulang Repeaters	Putus Sek. Drop-outs
		I	II	III				
2003/04	1,895,704	1,903,719	1,817,532	1,678,296		5,399,547		
		→ d 3.11% 59,180	→ d 3.05% 55,453	→ d 3.28% 55,007			3.14% 169,640	
		r 0.52% 9,916	r 0.39% 7,023	r 0.22% 3,735	g 96.50%	0.38% 20,674		
		p 96.37%	p 96.56%					
		1,834,623	1,755,056		1,619,554			
2004/05	1,956,330	1,966,246	1,841,646	1,758,791		5,566,683		
		→ d 3.26% 64,197	→ d 2.88% 52,957	→ d 3.09% 54,331			3.08% 171,485	
		r 0.64% 12,618	r 0.46% 8,518	r 0.25% 4,345	g 96.66%	0.46% 25,481		
		p 96.09%	p 96.66%					
		1,889,431	1,780,171		1,700,115			
2005/06	2,034,264	2,046,882	1,897,949	1,784,516		5,729,347		
		→ d 4.91% 73,826	→ d 4.35% 62,466	→ d 3.33% 54,530			4.23% 190,822	
		r 0.54% 11,102	r 0.40% 7,655	r 0.68% 12,166	g 96.26%	0.54% 30,923		
		p 94.55%	p 95.25%					
		1,961,954	1,827,828		1,717,820			
2006/07	2,172,873	2,183,975	1,969,609	1,839,994		5,993,578		
		→ d 1.39% 30,396	→ d 1.30% 25,699	→ d 5.68% 104,523			2.68% 160,618	
		r 0.62% 13,484	r 0.39% 7,702	r 0.35% 6,394	g 93.97%	0.46% 27,580		
		p 97.99%	p 98.30%					
		2,140,095	1,936,208		1,729,077			
2007/08	2,393,972	2,407,456	2,147,797	1,942,602		6,497,855		
		→ d 3.69% 88,789	→ d 2.49% 53,387	→ d 4.86% 94,418			3.64% 236,594	
		r 0.56% 13,442	r 0.37% 7,975	r 0.34% 6,653	g 94.80%	0.43% 28,070		
		p 95.75%	p 97.14%					
		2,305,225	2,086,435		1,841,531			
2008/09	2,533,219	2,546,661	2,313,200	2,093,088		6,952,949		
		→ d 4.24% 108,048	→ d 3.96% 91,515	→ d 4.65% 97,338			4.27% 296,901	
		r 0.51% 12,929	r 0.37% 8,548	r 0.35% 7,321	g 95.00%	0.41% 28,798		
		p 95.25%	p 95.67%					
		2,425,684	2,213,137		1,988,429			
2009/10	2,594,225	2,607,154	2,434,232	2,220,458		7,261,844		

Catatan / Notes :

1. r = Mengulang/Repeaters, d = Putus Sekolah/Drop-outs, p = Naik Tingkat/Promoters, g = Lulusan/Graduates
2. Siswa Baru Tk.I/New Entrants to Gr.I = Siswa Tk. I/Pupils in Gr.I - Mengulang Tk.I/Repeaters in Gr.I
3. Siswa Naik Tk.II/Promotion to Gr.II = Siswa Tk.II/Pupils in Gr.II - Mengulang Tk.II/Repeaters in Gr.II
4. r % + p % + d % = 100 %

TABEL / TABLE : 86

RSP09/10

ARUS SISWA SEKOLAH MENENGAH ATAS (SMA)

FLOW OF PUPILS OF GENERAL SENIOR SECONDARY SCHOOL (GSSS)

TAHUN / YEAR : 2003/2004--2009/2010

Tahun Year	SB Tk. I NE Gr. I	Tingkat / Grade			Lulusan Graduates	Jml. Siswa Tot. Pupils	Mengulang Repeaters	Putus Sek. Drop-outs
		I	II	III				
2003/04	1,139,742	1,145,277 → d 1.12% 12,833 r 0.51% p 5,855 98.37%	1,103,593 → d 1.16% 12,823 r 0.37% p 4,138 98.46%	1,009,103 → d 2.75% 27,785 r 0.26% p 2,661 96.98%	978,657	12,654	0.39%	1.64% 53,441
2004/05	1,176,740	1,182,595 → d 1.73% 20,431 r 0.69% p 8,157 97.58%	1,130,727 → d 1.76% 19,908 r 0.48% p 5,467 97.76%	1,089,293 → d 1.96% 21,313 r 0.22% p 2,388 97.82%	1,065,592	16,012	0.47%	1.81% 61,652
2005/06	1,222,049	1,230,206 → d 4.13% 50,830 r 0.64% p 7,862 95.23%	1,159,474 → d 3.50% 40,546 r 0.45% p 5,270 96.05%	1,107,740 → d 2.17% 23,987 r 0.69% p 7,599 97.15%	1,076,154	20,731	0.59%	3.30% 115,363
2006/07	1,268,243	1,276,105 → d 1.92% 24,467 r 0.74% p 9,477 97.34%	1,185,984 → d 1.74% 20,666 r 0.38% p 4,482 97.88%	1,129,757 → d 7.31% 82,587 r 0.36% p 4,075 92.33%	1,043,095	18,034	0.50%	3.56% 127,720
2007/08	1,337,862	1,347,339 → d 4.23% 57,043 r 0.67% p 8,968 95.10%	1,246,643 → d 1.00% 12,418 r 0.35% p 4,351 98.65%	1,164,911 → d 6.20% 72,251 r 0.35% p 4,041 93.45%	1,088,619	17,360	0.46%	3.77% 141,712
2008/09	1,328,683	1,337,651 → d 2.54% 33,928 r 0.59% p 7,924 96.87%	1,285,679 → d 1.98% 25,508 r 0.35% p 4,482 97.67%	1,233,915 → d 5.40% 66,633 r 0.33% p 4,075 94.27%	1,163,207	16,481	0.43%	3.27% 126,069
2009/10	1,374,807	1,382,731	1,300,281	1,259,764	3,942,776			

Catatan / Notes :

1. r = Mengulang/Repeaters, d = Putus Sekolah/Drop-outs, p = Naik Tingkat/Promoters, g = Lulusan/Graduates

2. Siswa Baru Tk.I/New Entrants to Gr.I = Siswa Tk. I/Pupils in Gr.I - Mengulang Tk.I/Repeaters in Gr.I

3. Siswa Naik Tk.II/Promotion to Gr.II = Siswa Tk.II/Pupils in Gr.II - Mengulang Tk.II/Repeaters in Gr.II

4. r % + p % + d % = 100 %

TABEL / TABLE : 87

RSP09/10

ARUS SISWA SEKOLAH MENENGAH KEJURUAN (SMK)

FLOW OF PUPILS OF VOCATIONAL SENIOR SECONDARY SCHOOL (VSSS)

TAHUN / YEAR : 2003/2004--2009/2010

Tahun Year	SB Tk. I NE Gr. I	Tingkat / Grade			Lulusan Graduates	Jml. Siswa Tot. Pupils	Mengulang Repeaters	Putus Sek. Drop-outs
		I	II	III				
03/04	755,962	758,442 → d 6.11% 46,347 r 0.54% p 4,061 93.35% 708,034	713,939 → d 5.97% 42,630 r 0.40% p 2,885 93.62% 668,424	669,193 → d 4.07% 27,222 r 0.16% p 1,074 95.77% 640,897		2,141,574		116,199 5.43%
04/05	779,590	783,651 → d 5.58% 43,766 r 0.57% p 4,461 93.85% 735,424	710,919 → d 4.65% 33,049 r 0.43% p 3,051 94.92% 674,819	669,498 → d 4.93% 33,018 r 0.29% p 1,957 94.78% 634,523		2,164,068		109,833 5.08%
05/06	812,215	816,676 → d 6.08% 32,196 r 0.40% p 3,240 93.53% 781,240	738,475 → d 5.68% 30,420 r 0.32% p 2,385 94.00% 705,670	676,776 → d 5.23% 30,543 r 0.67% p 4,567 94.10% 641,666		2,231,927		93,159 4.17%
06/07	904,630	907,870 → d 0.65% 5,929 r 0.44% p 4,007 98.91% 897,934	783,625 → d 0.64% 5,033 r 0.41% p 3,220 98.95% 775,372	710,237 → d 3.09% 21,936 r 0.33% p 2,319 96.58% 685,982		2,401,732		32,898 1.37%
07/08	1,056,110	1,060,117 → d 2.99% 31,746 r 0.42% p 4,474 96.58% 1,023,897	901,154 → d 4.55% 40,969 r 0.40% p 3,624 95.05% 856,561	777,691 → d 2.85% 22,167 r 0.34% p 2,612 96.81% 752,912		2,738,962		94,882 3.46%
08/09	1,204,536	1,209,010 → d 6.13% 74,120 r 0.41% p 5,005 93.46% 1,129,885	1,027,521 → d 6.42% 66,007 r 0.40% p 4,066 93.18% 957,448	859,173 → d 3.57% 30,705 r 0.38% p 3,246 96.05% 825,222		3,095,704		170,832 5.52%
09/10	1,219,418	1,224,423	1,133,951	960,694		3,319,068		

Catatan / Notes :

1. r = Mengulang / Repeaters, d = Putus Sekolah / Drop-outs, p = Naik Tingkat / Promoters, g = Lulusan / Graduates
2. Siswa Baru Tingkat I / New Entrants to Grade I = Siswa Tingkat I / Pupils in Grade I - Mengulang Tingkat I Repeaters in Grade I
3. Siswa Naik Tingkat II / Promotion to Grade II = Siswa Tingkat II / Pupils in Grade II - Mengulang Tingkat II Repeaters in Grade II
4. r % + p % + d % = 100 %

TABEL / TABLE : 88

RSP09/10

PERKEMBANGAN JUMLAH SISWA SEKOLAH DASAR (SD)

TREND OF PUPILS OF PRIMARY SCHOOL (PS)

TAHUN / YEAR : 1994/1995--2009/2010

Tahun Year	SB Tk. I NE Gr. I	Tingkat /Grade						Lulusan Graduates	Jml. Siswa Tot. Pupils	Putus Sek. Drop-outs
		I	II	III	IV	V	VI			
94/95	4,182,838	4,885,970	4,624,249	4,522,064	4,319,360	4,096,925	3,751,455		26,200,023	
		92.86	96.85	94.85	94.84	91.27		3,575,264		817,164
								95.30		3.12
95/96	4,140,979	4,808,218	4,537,028	4,478,486	4,289,132	4,096,349	3,739,361		25,948,574	
		93.29	96.56	94.52	94.51	91.60		3,606,674		803,108
								96.45		3.09
96/97	4,216,291	4,849,131	4,485,807	4,381,095	4,233,059	4,053,857	3,752,134		25,755,083	
		92.23	96.30	95.59	96.10	92.83		3,601,516		745,659
								95.99		2.90
97/98	4,259,670	4,856,096	4,472,584	4,319,658	4,188,100	4,068,048	3,763,092		25,667,578	
		92.25	97.17	95.85	95.48	91.82		3,629,577		752,152
								96.45		2.93
98/99	4,402,044	4,987,500	4,479,706	4,346,179	4,140,408	3,998,952	3,735,148		25,687,893	
		91.47	96.91	95.50	95.88	92.37		3,613,578		778,457
								96.75		3.03
99/00	4,318,978	4,897,361	4,561,957	4,341,244	4,150,711	3,969,666	3,693,897		25,614,836	
		91.24	97.66	96.01	95.71	93.33		3,612,842		671,656
								97.81		2.62
00/01	4,371,220	4,932,517	4,468,549	4,455,098	4,167,902	3,972,611	3,704,881		25,701,558	
		91.68	97.65	95.29	95.76	94.47		3,608,801		683,056
								97.41		2.66
01/02	4,441,148	4,976,157	4,522,033	4,363,397	4,245,075	3,991,340	3,752,847		25,850,849	
		94.46	97.26	96.74	94.79	95.05		3,567,174		767,835
								95.05		2.97
02/03	4,403,058	4,781,560	4,700,489	4,398,306	4,221,038	4,023,765	3,793,740		25,918,898	
		94.36	97.22	96.56	94.82	95.07		3,616,441		767,068
								95.33		2.96
03/04	4,440,896	4,819,709	4,511,912	4,569,837	4,246,865	4,002,422	3,825,540		25,976,285	
		93.22	98.87	94.09	95.51	94.43		3,657,261		777,010
								95.60		2.99
04/05	4,455,431	4,907,982	4,493,127	4,460,981	4,299,915	4,056,092	3,779,348		25,997,445	
		93.12	98.09	96.85	93.67	94.24		3,681,181		824,684
								97.40		3.17
05/06	4,491,010	4,834,664	4,570,134	4,407,146	4,320,387	4,027,626	3,822,633		25,982,590	
		93.51	96.04	96.89	97.05	97.37		3,700,814		616,050
								96.81		2.37
06/07	4,611,929	4,983,181	4,520,914	4,389,372	4,270,048	4,192,866	3,921,855		26,278,236	
		95.74	97.47	96.99	97.62	95.20		3,798,698		475,145
								96.86		1.81
07/08	4,623,034	5,032,418	4,771,131	4,406,522	4,257,347	4,168,280	3,991,729		26,627,427	
		96.08	95.15	98.08	98.88	96.59		3,872,972		437,608
								97.02		1.64
08/09	4,667,977	5,052,255	4,835,072	4,539,730	4,321,760	4,209,836	4,026,171		26,984,824	
		95	99	100	99	95		3,943,696		445,075
								97.95		1.65
09/10	4,732,548	4,926,693	4,805,786	4,794,921	4,527,619	4,267,097	4,006,485		27,328,601	

TABEL / TABLE : 89

RSP09/10

PERKEMBANGAN JUMLAH SISWA SEKOLAH MENENGAH PERTAMA (SMP)

TREND OF PUPILS OF JUNIOR SECONDARY SCHOOL (JSS)

TAHUN / YEAR : 1997/1998--2009/2010

Tahun Year	SB Tk. I NE Gr. I	Tingkat/Grade			Lulusan Graduates	Jml. Siswa Tot. Pupils	Putus Sek. Drop-outs
		I	II	III			
1997/98	2,571,856	2,583,040	2,604,084	2,409,262		7,596,386	
			97.62	94.91	2,315,116		276,438
					96.09		3.64
1998/99	2,559,796	2,571,547	2,521,624	2,471,457		7,564,628	
			97.96	98.11	2,246,999		313,282
					90.92		4.14
1999/00	2,595,746	2,606,911	2,519,123	2,474,059		7,600,093	
			95.75	95.95	2,286,782		388,208
					92.43		5.11
2000/01*)	2,576,013	2,587,834	2,496,117	2,417,165		7,501,116	
			96.57	96.59	2,316,779		262,728
					95.85		3.50
2001/02	2,544,849	2,556,353	2,499,155	2,410,950		7,466,458	
			99.03	96.23	2,249,932		264,591
					93.32		3.54
2002/03	2,495,335	2,510,643	2,531,592	2,405,035		7,447,270	
			98.03	99.27	2,301,584		154,553
					95.70		2.08
2003/04	2,532,185	2,548,864	2,461,245	2,513,209		7,523,318	
			98.41	98.16	2,368,339		213,001
					94.24		2.83
2004/05	2,611,108	2,628,880	2,508,265	2,415,941		7,553,086	
			99.74	99.57	2,265,982		148,890
					93.79		1.97
2005/06	2,935,175	2,953,999	2,621,916	2,497,474		8,073,389	
			95.92	97.46	2,436,506		232,834
					97.56		2.88
2006/07	3,035,713	3,050,976	2,833,359	2,555,427		8,439,762	
			95.14	94.61	2,508,789		332,824
					98.17		3.94
2007/08	3,016,157	3,030,903	2,902,697	2,680,706		8,614,306	
			98.23	98.00	2,563,220		214,775
					95.62		2.49
2008/09	3,156,308	3,170,686	2,977,387	2,844,546		8,992,619	
			99.162	99.149	2,673,362		209,263
					93.98		2.33
2009/10	2,997,012	3,010,858	3,144,104	2,952,044		9,107,006	

Catatan / Notes :

*) Angka diperbaiki / Revised Figures

PERKEMBANGAN JUMLAH SISWA SEKOLAH MENENGAH (SM)

TREND OF PUPILS OF SENIOR SECONDARY SCHOOL (SSS)

TAHUN / YEAR : 1994/1995--2009/2010

Tahun Year	SB Tk. I	Tingkat/Grade			Lulusan Graduates	Jml. Siswa Tot. Pupils	Putus Sek. Drop-outs
	NE Gr. I	I	II	III			
1994/95	1,500,260	1,510,836	1,304,736	1,226,870		4,042,442	
			90.64	96.39	1,172,710		229,942
					95.59		5.69
1995/96	1,587,958	1,598,871	1,369,373	1,257,579		4,225,823	
			91.71	96.59	1,218,810		208,786
					96.92		4.94
1996/97	1,653,158	1,662,358	1,466,305	1,322,722		4,451,385	
			94.12	94.26	1,204,103		289,700
					91.03		6.51
1997/98	1,580,468	1,591,335	1,564,566	1,382,149		4,538,050	
			98.31	96.15	1,292,905		165,108
					93.54		3.64
1998/99	1,608,538	1,619,651	1,564,521	1,504,403		4,688,575	
			97.16	98.08	1,411,378		159,902
					93.82		3.41
1999/00	1,661,630	1,670,683	1,573,707	1,534,535		4,778,925	
			97.03	97.70	1,460,324		151,027
					95.16		3.16
2000/01	1,704,877	1,713,889	1,621,104	1,537,458		4,872,451	
			97.40	97.51	1,483,557		131,628
					96.49		2.70
2001/02	1,794,374	1,801,422	1,669,403	1,580,815		5,051,640	
			96.16	97.47	1,529,448		154,699
					96.75		3.06
2002/03	1,875,990	1,883,919	1,732,321	1,627,243		5,243,483	
			96.48	96.88	1,590,768		148,872
					97.76		2.84
2003/04	1,895,704	1,903,719	1,817,532	1,678,296		5,399,547	
			96.74	96.77	1,619,554		169,640
					96.50		3.14
2004/05	1,956,330	1,966,246	1,841,646	1,758,791		5,566,683	
			96.53	96.90	1,700,115		171,485
					96.66		3.08
2005/06	2,034,264	2,046,882	1,897,949	1,784,516		5,729,347	
			96.22	96.95	1,717,820		190,822
					96.26		3.33
2006/07	2,172,873	2,183,975	1,969,609	1,839,994		5,993,578	
			96.53	98.63	1,729,077		160,618
					93.97		2.68
2007/08	2,393,972	2,407,456	2,147,797	1,942,602		6,497,855	
			96.53	97.45	1,841,531		236,594
					94.80		3.64
2008/09	2,533,219	2,546,661	2,313,200	2,093,088		6,952,949	
			96.5265	95.9907	1,988,429		296,901
					94.99978023		4.270144941
2009/10	2,594,225	2,607,154	2,434,232	2,220,458		7,261,844	

PERKEMBANGAN JUMLAH SISWA SEKOLAH MENENGAH ATAS (SMA)

TREND OF PUPILS OF GENERAL SENIOR SECONDARY SCHOOL (GSSS)

TAHUN / YEAR : 1994/1995--2009/2010

Tahun Year	SB Tk. I	Tingkat/Grade			Lulusan Graduates	Jml. Siswa Tot. Pupils	Putus Sek. Drop-outs
	NE Gr. I	I	II	III			
1994/95	911,773	918,979	793,524	759,081		2,471,584	
			90.29	96.50	742,465		125,911
					97.81		5.09
1995/96	974,133	981,878	829,733	765,730		2,577,341	
			90.49	96.49	750,809		131,066
					98.05		5.09
1996/97	988,758	995,104	888,503	800,617		2,684,224	
			94.12	94.55	744,553		154,789
					93.00		5.77
1997/98	957,725	965,947	936,567	840,093		2,742,607	
			98.85	95.78	790,703		94,294
					94.12		3.44
1998/99	980,475	986,268	954,791	897,026		2,838,085	
			97.14	98.11	843,907		93,061
					94.08		3.28
1999/00	995,747	1,002,100	958,053	936,711		2,896,864	
			97.47	98.53	890,512		79,892
					95.07		2.76
2000/01	1,012,054	1,017,798	976,732	943,984		2,938,514	
			98.49	98.55	905,059		64,714
					95.88		2.20
2001/02	1,055,435	1,059,174	1,002,396	962,606		3,024,176	
			97.94	98.02	935,127		64,477
					97.15		2.13
2002/03	1,119,158	1,123,889	1,037,305	982,536		3,143,730	
			98.19	97.28	963,410		62,089
					98.05		1.98
2003/04	1,139,742	1,145,277	1,103,593	1,009,103		3,257,973	
			98.73	98.70	978,657		53,441
					96.98		1.64
2004/05	1,176,740	1,182,595	1,130,727	1,089,293		3,402,615	
			98.04	97.97	1,065,592		61,652
					97.82		1.81
2005/06	1,222,049	1,230,206	1,159,474	1,107,740		3,497,420	
			96.41	97.44	1,076,154		97,663
					97.15		2.79
2006/07	1,268,243	1,276,105	1,185,984	1,129,757		3,591,846	
			97.69	98.22	1,043,095		127,720
					92.33		3.56
2007/08	1,337,862	1,347,339	1,246,643	1,164,911		3,758,893	
			95.42	98.98	1,088,619		141,712
					93.45		3.77
2008/09	1,328,683	1,337,651	1,285,679	1,233,915		3,857,245	
			97.21	97.98	1,163,207		126,069
					94.27		3.27
2009/10	1,374,807	1,382,731	1,300,281	1,259,764		3,942,776	

PERKEMBANGAN JUMLAH SISWA SEKOLAH MENENGAH KEJURUAN (SMK)

TREND OF PUPILS OF VOCATIONAL SENIOR SECONDARY SCHOOL (VSSS)

TAHUN / YEAR : 1994/1995--2009/2010

Tahun Year	SB Tk. I NE Gr. I	Tingkat/Grade			Lulusan Graduates	Jml. Siswa Tot. Pupils	Putus Sek. Drop-outs
		I	II	III			
1994/95	588,487	591,857	511,212	465,864		1,568,933	
			91.18%	96.21%	430,245		104,031
					92.35%		6.63%
1995/96	613,825	616,993	539,640	491,849		1,648,482	
			93.65%	96.75%	468,001		77,720
					95.15%		4.71%
1996/97	664,400	667,254	577,802	522,105		1,767,161	
			94.12%	93.81%	459,550		134,911
					88.02%		7.63%
1997/98	622,743	625,388	627,999	542,056		1,795,443	
			97.50%	96.72%	502,202		70,814
					92.65%		3.94%
1998/99	628,063	633,383	609,730	607,377		1,850,490	
			97.20%	98.05%	567,471		66,841
					93.43%		3.61%
1999/00	665,883	668,583	615,654	597,824		1,882,061	
			96.38%	96.40%	569,812		71,135
					95.31%		3.78%
2000/01	692,823	696,091	644,372	593,474		1,933,937	
			95.82%	95.94%	578,498		66,914
					97.48%		3.46%
2001/02	738,939	742,248	667,007	618,209		2,027,464	
			93.64%	96.66%	594,321		90,222
					96.14%		4.45%
2002/03	756,832	760,030	695,016	644,707		2,099,753	
			93.94%	96.28%	627,358		86,783
					97.31%		4.13%
2003/04	755,962	758,442	713,939	669,193		2,141,574	
			93.73%	93.78%	640,897		116,199
					95.77%		5.43%
2004/05	779,590	783,651	710,919	669,498		2,164,068	
			94.24%	95.20%	634,523		109,833
					94.78%		5.08%
2005/06	812,215	816,676	738,475	676,776		2,231,927	
			95.95%	96.18%	641,666		93,159
					94.81%		4.17%
2006/07	904,630	907,870	783,625	710,237		2,401,732	
			99.26%	99.24%	685,982		32,898
					96.58%		1.37%
2007/08	1,056,110	1,060,117	901,154	777,691		2,738,962	
			96.93%	95.34%	752,912		94,882
					96.81%		3.46%
2008/09	1,204,536	1,209,010	1,027,521	859,173		3,095,704	
			0.93792	0.93496	825222		170,832
					96.05%		5.52%
2009/10	1,219,418	1,224,423	1,133,951	960,694		3,319,068	

Catatan / Notes:

Siswa Tingkat III termasuk Tingkat IV / Pupils in Grade III include pupils in Grade IV

TABEL / TABLE : 93

RSP09/10

KOHORT SISWA SEKOLAH DASAR (SD)
COHORT OF PUPILS OF PRIMARY SCHOOL (PS)
TAHUN / YEAR : 1997/1998--2009/2010

Tahun Year	Tingkat / Grade						Lulusan Graduates	Melanjutkan ke SMP / Con- tinuing to JSS
	I	II	III	IV	V	VI		
1997/98	100 4,856,096							
1998/99	100 4,987,500	92 4,479,706						
1999/00	100 4,897,361	91 4,561,957	89 4,341,244					
2000/01	100 4,932,517	91 4,468,549	89 4,455,098	86 4,167,902				
2001/02	100 4,976,157	92 4,522,033	89 4,363,397	85 4,245,075	82 3,991,340			
2002/03	100 4,781,560	94 4,700,489	89 4,398,306	86 4,221,038	81 4,023,765	78 3,793,740		
2003/04	100 4,819,709	94 4,511,912	92 4,569,837	86 4,246,865	82 4,002,422	77 3,825,540	74 3,616,441	52 2,532,185
2004/05	100 4,907,982	93 4,493,127	93 4,460,981	86 4,299,915	82 4,056,092	77 3,779,348	73 3,657,261	54 2,611,108
2005/06	100 4,834,664	93 4,570,134	91 4,407,146	90 4,320,387	81 4,027,626	77 3,822,633	75 3,681,181	59 2,935,175
2006/07	100 4,983,181	94 4,520,914	89 4,389,372	89 4,270,048	88 4,192,866	79 3,921,855	75 3,700,814	62 3,035,713
2007/08	100 5,032,418	96 4,771,131	91 4,406,522	87 4,257,347	86 4,168,280	83 3,991,729	76 3,798,698	61 3,016,157
2008/09	100 5,052,255	96 4,835,072	91 4,539,730	89 4,321,760	86 4,209,836	84 4,026,171	81 3,872,972	63 2,997,012
2009/10	100 4,732,548	95 4,805,786	95 4,794,921	91 4,527,619	88 4,267,097	82 4,006,485	82 3,943,696	62 2,997,012

KOHORT SISWA SEKOLAH MENENGAH PERTAMA (SMP)

COHORT OF PUPILS OF JUNIOR SECONDARY SCHOOL (JSS)

TAHUN / YEAR : 1997/1998--2009/2010

Tahun Year	SB Tk.I SMP NE Gr.I JSS	Tingkat / Grade			Lulusan Graduates	Melanjutkan ke SM Continuing to SSS
		I	II	III		
1997/98	2,571,856	100 2,583,040				
1998/99	2,559,796	100 2,571,547	98 2,521,624			
1999/00	2,595,746	100 2,606,911	98 2,519,123	98 2,474,059		
2000/01*)	2,576,013	100 2,587,834	96 2,496,117	96 2,417,165	92 2,286,782	75 1,704,877
2001/02	2,544,849	100 2,556,353	97 2,499,155	97 2,410,950	96 2,316,779	77 1,794,374
2002/03	2,495,335	100 2,510,643	99 2,531,592	96 2,405,035	93 2,249,932	83 1,875,990
2003/04	2,532,185	100 2,548,864	98 2,461,245	99 2,513,209	96 2,301,584	82 1,895,704
2004/05	2,611,108	100 2,628,880	98 2,508,265	98 2,415,941	94 2,368,339	83 1,956,330
2005/06	2,935,175	100 2,953,999	100 2,621,916	100 2,497,474	94 2,265,982	90 2,034,264
2006/07	3,035,713	100 3,050,976	96 2,833,359	97 2,555,427	98 2,436,506	89 2,172,873
2007/08	3,016,157	100 3,030,903	95 2,902,697	95 2,680,706	98 2,508,789	95 2,393,972 0
2008/09	3,156,308	100 3,170,686	98 2,977,387	98 2,844,546	96 2,563,220	99 2,533,219 0
2009/10	2,997,012	100 3,010,858	98 3,144,104	98 2,952,044	94 2,673,362	99 2,594,225

Catatan / Notes :

*) Angka diperbaiki / Revised Figures

KOHORT SISWA SEKOLAH MENENGAH (SM)

COHORT OF PUPILS OF SENIOR SECONDARY SCHOOL (SSS)

TAHUN / YEAR : 1995/1996--2009/2010

Tahun Year	SB Tk.I SM NE Gr.I SSS	Tingkat / Grade			Lulusan Graduates	Melanjutkan ke PT Continuing to HE
		I	II	III		
1995/96	1,587,958	100 1,598,871				
1996/97	1,653,158	100 1,662,358	98 1,466,305			
1997/98	1,580,468	100 1,598,871	82 1,369,373	79 1,257,579		
1998/99	1,608,538	100 1,619,651	98 1,564,521	90 1,504,403	97 1,292,905	595,574 37
1999/00	1,661,630	100 1,670,683	97 1,573,707	96 1,534,535	93 1,411,378	498,317 30
2000/01	1,704,877	100 1,713,889	97 1,621,104	95 1,537,458	91 1,460,324	703,953 44
2001/02	1,794,374	100 1,801,422	97 1,669,403	95 1,580,815	92 1,483,557	760,621 47
2002/03	1,875,990	100 1,883,919	96 1,732,321	95 1,627,243	92 1,529,448	776,059 46
2003/04	1,895,704	100 1,903,719	96 1,817,532	93 1,678,296	93 1,590,768	1,125,284 66
2004/05	1,956,330	100 1,966,246	97 1,841,646	93 1,758,791	90 1,619,554	658,036 37
2005/06	2,034,264	100 2,046,882	97 1,897,949	94 1,784,516	90 1,700,115	1,030,970 34
2006/07	2,172,873	100 2,183,975	95 1,969,609	93 1,839,994	90 1,717,820	940,477 37
2007/08	2,393,972	100 2,407,456	98 2,147,797	95 1,942,602	88 1,729,077	960,652 49
2008/09	2,533,219	100 2,546,661	96 2,313,200	97 2,093,088	95 1,841,531	997,531 54
2009/10	2,594,225	100 2,607,154	96 2,434,232	96 2,220,458	95 1,988,429	1,024,379 52

TABEL / TABLE : 1

RSP09/10

PERHITUNGAN ANGKA PUTUS SEKOLAH BERDASARKAN SISWA BARU DAN LULUSAN

CALCULATION OF DROP-OUTS RATE BASED ON INPUT AND OUTPUT

TAHUN / YEAR : 2008/2009--2009/2010

Tingkatan dan Jenis Sekolah / Level and Type of School	Siswa / Pupils		SB Tk.I/NE Gr.I 2009/2010 (SB)	Lulusan/Graduates 2009/2010 (L)	Putus Sek/Drop-outs (D) 2008/2009--2009/2010	
	2008/2009 (M1)	2009/2010 (M2)			Jml/No .	%
SD / Primary School	26,984,824	27,328,601	4,732,548	3,943,696	445,075	1.65
SMP / Junior Sec. Sch.	8,992,619	9,107,006	2,997,012	2,673,362	209,263	2.33
SM / Senior Sec. Sch.	6,952,949	7,261,844	2,594,225	1,988,429	296,901	4.27
a. Laki2 / Male	3,643,645	3,781,848	1,355,846	1,044,935	172,708	4.74
b. Perempuan / Female	3,309,304	3,479,996	1,238,379	943,494	124,193	3.75
SMA / GSSS	3,857,245	3,942,776	1,374,807	1,163,207	126,069	3.27
SMK / VSSS	3,095,704	3,319,068	1,219,418	825,222	170,832	5.52

TABEL / TABLE : 2

RSP09/10

PERKEMBANGAN ANGKA PUTUS SEKOLAH

TREND OF DROP-OUTS RATE

TAHUN / YEAR : 2005/2006--2009/2010

Tingkatan dan Jenis Sekolah / Level and Type of School	2005/06-06/07		2006/07-07/08		2007/08-08/09		2008/09-09/10	
	Jml./No.	%	Jml./No.	%	Jml./No.	%	Jml./No.	%
SD / Primary School	625,055	2.41	475,145	1.81	437,608	1.64	445,075	1.65
SMP / Junior Sec. Sch.	232,828	2.88	332,824	3.94	214,775	2.49	209,263	2.33
SM / Senior Sec. Sch.	190,822	3.33	160,618	2.68	235,744	3.63	296,901	4.27
SMA / GSSS	97,663	2.79	127,720	3.56	141,712	3.77	126,069	3.27
SMK / VSSS	93,159	4.17	32,898	1.37	94,032	3.43	170,832	5.52

TABEL / TABLE : 3
ANGKA MENGULANG MENURUT TINGKAT
REPETITION RATES BY GRADE
TAHUN / YEAR : 2009/2010

RSP09/10

Tingkatan dan Jenis Sekolah / Level and Type of School	Tingkat / Grade						Rata-rata Average
	I	II	III	IV	V	VI	
<i>SD / Primary School</i>	3.84	5.15	4.54	3.60	2.80	1.10	3.58
<i>SMP / Junior Sec. Sch.</i>	0.44	0.41	0.21	-	-	-	0.35
<i>SM / Senior Sec. Sch.</i>	0.54	0.40	0.68	-	-	-	0.54
<i>SMA / General SSS</i>	0.59	0.35	0.33	-	-	-	0.43
<i>SMK / Vocational SSS</i>	0.41	0.40	0.38	-	-	-	0.40

TABEL / TABLE : 4
PERKEMBANGAN ANGKA MENGULANG
TREND OF REPETITION RATE
TAHUN / YEAR : 2005/2006--2009/2010

RSP09/10

Tingkatan dan Jenis Sekolah / Level and Type of School	2005/06-06/07		2006/07-07/08		2007/08-08/09		2008/09-09/10	
	Jml./No.	%	Jml./No.	%	Jml./No.	%	Jml./No.	%
<i>SD / Primary School</i>	991,179	3.81	782,325	2.98	954,797	3.59	954,797	3.58
<i>SMP / Junior Sec. Sch.</i>	42,538	0.53	35,830	0.42	34,154	0.40	31,875	0.35
<i>SM / Senior Sec. Sch.</i>	30,923	0.54	30,908	0.54	27,919	0.54	28,798	0.54
<i>SMA / GSSS</i>	20,731	0.60	21,362	0.59	17,360	0.46	16,481	0.43
<i>SMK / Vocational</i>	10,192	0.46	9,546	0.40	10,710	0.39	12,317	0.40

TABEL / TABLE : 5

RSP09/10

ANGKA LULUSAN MENURUT STATUS SEKOLAH

COMPLETION RATE BY STATUS OF SCHOOL

SEKOLAH MENENGAH (SM) / SENIOR SECONDARY SCHOOL (SSS)

TAHUN / YEAR : 2009/2010

Tingkatan dan Jenis Sekolah / Level and Type of School	Negeri / Public			Swasta / Private			Jumlah / Total		
	Siswa *) Pupils	Lulusan Graduates	%	Siswa *) Pupils	Lulusan Graduates	%	Siswa *) Pupils	Lulusan Graduates	%
SD / Primary School	3,701,858	3,630,178	98.06	324,313	313,518	96.67	4,026,171	3,943,696	97.95
SMP / Junior Sec. Sch.	2,100,400	2,008,329	95.62	744,146	665,033	89.37	2,844,546	2,673,362	93.98
SM / Senior Sec. Sch.	1,050,374	997,866	95.00	1,042,714	990,563	95.00	2,093,088	1,988,429	95.00
SMA / GSSS	776,291	734,801	94.66	457,624	428,406	93.62	1,233,915	1,163,207	94.27
SMK / VSSS	274,083	263,065	95.98	585,090	562,157	96.08	859,173	825,222	96.05

Catatan / Notes :

*) Siswa SD = Siswa Tingkat VI / SD Pupils = Pupils in Grade VI 2008/2009

*) Siswa SLTP dan SM = Siswa Tingkat III / JSS and SSS Pupils = Pupils in Grade III 2008/2009

TABEL / TABLE : 6
PERKEMBANGAN ANGKA LULUSAN
TREND OF COMPLETION RATE
TAHUN / YEAR : 2005/2006--2009/2010

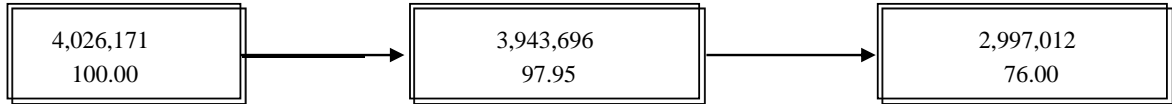
RSP09/10

Tingkatan dan Jenis Sekolah / Level and Type of School	2005/06-06/07		2006/07-07/08		2007/08-08/09		2008/09-09/10	
	Jml./No.	%	Jml./No.	%	Jml./No.	%	Jml./No.	%
SD / Primary School	3,700,814	96.81	3,798,698	96.86	3,872,972	97.02	3,943,696	97.95
SMP / Junior Sec. Sch.	2,436,506	97.56	2,563,220	98.17	2,563,220	95.62	2,673,362	93.98
SM / Senior Sec. Sch.	1,712,972	95.99	1,729,077	93.97	1,841,531	94.80	1,988,429	95.00
SMA / General SSS	1,076,154	97.15	1,043,095	92.33	1,088,619	93.45	1,163,207	94.27
SMK / Vocational SSS	641,666	9481.00	685,982	96.58	752,912	96.81	825,222	96.05

TABEL / TABLE : 7
ANGKA MELANJUTKAN KE SMP
TRANSITION RATE TO JSS
TAHUN / YEAR : 2009/2010

RSP09/10

Tingkat VI SD <i>Grade VI of PS</i> 2008/2009	Lulusan SD <i>PS Graduates</i> 2009/2010	Siswa Baru Tingkat I SMP <i>New Entrants to Grade I JSS</i> 2009/2010
---	--	---



PERKEMBANGAN ANGKA MELANJUTKAN KE SMP

TREND OF TRANSITION RATE TO JSS

TAHUN / YEAR : 1998/1999--2009/2010

Tahun Year	Lulusan SD Primary School Graduates	Melanjutkan ke SMP / Continuing to Junior Secondary School (JSS)			Jumlah Total
		SMP Junior SS	SKKP *) Home Ec. JSS	ST *) Techn. JSS	
1998/99	3,613,578				
1999/00	3,612,842	-	-	-	2,595,746 71.83
2000/01	3,608,801	-	-	-	2,605,413 72.12
2001/02	3,567,174	-	-	-	2,544,849 70.52
2002/03	3,616,441	-	-	-	2,495,335 69.95
2003/04	3,657,261	-	-	-	2,532,185 70.02
2004/05	3,681,181	-	-	-	2,611,108 71.40
2005/06	3,700,814	-	-	-	2,935,175 79.73
2006/07	3,798,698	-	-	-	3,035,713 82.03
2007/08	3,872,972	-	-	-	3,016,157 79.40
2008/09	3,943,696	-	-	-	3,156,308.00 81.50
2009/10					2,997,012.00 76.00

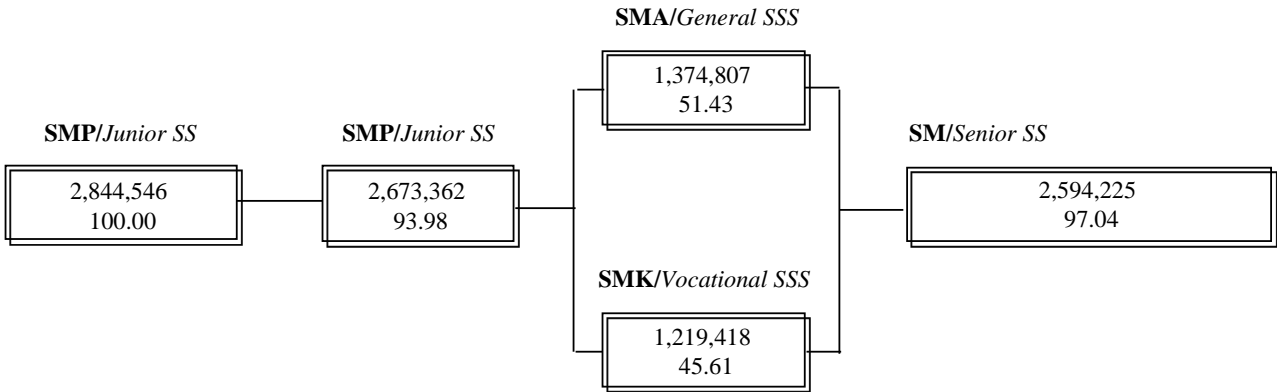
Catatan / Notes :

*) Sejak tahun 1994/1995 terintegrasi menjadi SLTP / Since year 1994 became JSS

TABEL / TABLE : 9
ANGKA MELANJUTKAN KE SM
TRANSITION RATE TO SSS
TAHUN / YEAR : 2009/2010

RSP09/10

Tingkat III SMP <i>Grade III of JSS</i> 2008/2009	Lulusan SMP <i>JSS Graduates</i> 2009/2010	Siswa Baru Tingkat I menurut jenis Sekolah <i>New Entrants to Grade I SSS by Type of School</i> 2009/2010
---	--	---



TABEL / TABLE : 10

RSP09/10

PERKEMBANGAN ANGKA MELANJUTKAN KE SM

TREND OF TRANSITION RATE TO SSS

TAHUN / YEAR : 1998/1999--2009/2010

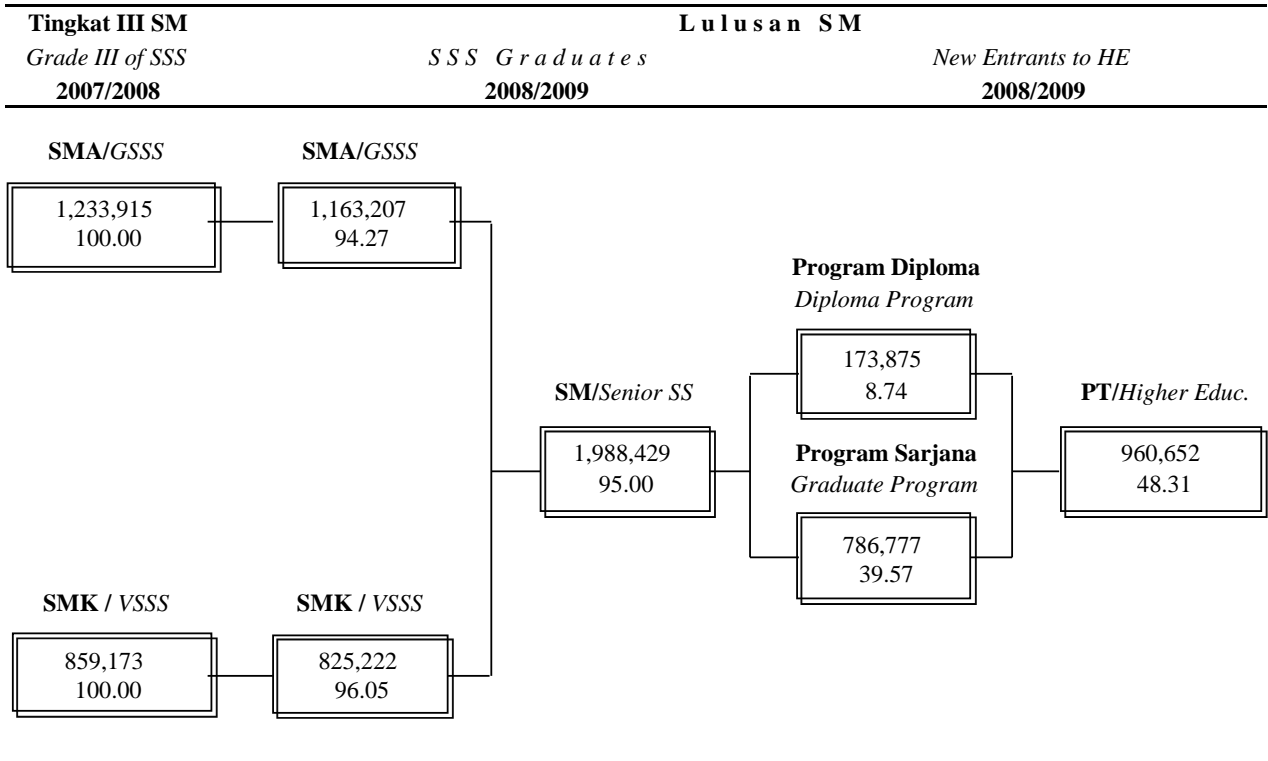
Tahun Year	Lulusan SMP Junior SS Graduates	Melanjutkan ke SM / Continuing to Senior Secondary School (SSS)									
		Umum/Gen.	Kejuruan / Vocational							Subjml Sub Tot	Jumlah Total
		SMA GJSS	SMEA ESSS	SMKK HESSS	SMKL OVSSS	STM TSSS	SMTTP ATSSS	SMTL OTSSS			
1998/99	2,246,999										
1999/00	2,286,782	995,747 44.31	- -	- -	- -	- -	- -	- -	- -	665,883 29.63	1,661,630 72.66
2000/01	2,316,779	1,012,054 44.26	- -	- -	- -	- -	- -	- -	- -	692,823 30.30	1,704,877 73.59
2001/02	2,249,932	1,055,435 45.56	- -	- -	- -	- -	- -	- -	- -	738,939 32.85	1,794,374 79.75
2002/03	2,301,584	1,119,158 49.74	- -	- -	- -	- -	- -	- -	- -	756,832 32.63	1,875,990 81.51
2003/04	2,368,339	1,139,742 49.52	- -	- -	- -	- -	- -	- -	- -	755,962 32.85	1,895,704 80.04
2004/05	2,265,982	1,176,740 49.69	- -	- -	- -	- -	- -	- -	- -	779,590 34.40	1,956,330 86.33
2005/06	2,436,506	1,222,049 53.93	- -	- -	- -	- -	- -	- -	- -	812,215 35.84	2,034,264 89.77
2006/07	2,508,789	1,268,243 52.05	- -	- -	- -	- -	- -	- -	- -	900,430 36.96	2,168,673 89.01
2007/08	2,563,220	1,337,862 53.33	- -	- -	- -	- -	- -	- -	- -	1,056,110 42.10	2,393,972 95.42
2008/09	2,673,362	1,328,683 51.84	- -	- -	- -	- -	- -	- -	- -	1,204,536 46.99	2,533,219 98.83
2009/10		1,374,807 51.43	- -	- -	- -	- -	- -	- -	- -	1,219,418 45.61	2,594,225 97.04

Catatan / Note :

... Tidak tersedia data / data not-available

TABEL / TABLE : 11
ANGKA MELANJUTKAN KE PT
TRANSITION RATE TO HE
TAHUN / YEAR : 2009/2010

RSP09/10



PERKEMBANGAN ANGKA MELANJUTKAN KE PT

TREND OF TRANSITION RATE TO HE

TAHUN / YEAR : 1996/1997--2009/2010

Tahun Year	Lulusan SM	Melanjutkan ke PT / Continuing to HE		Jumlah Total
	Senior SS Graduates	Program Diploma Diploma Program	Program Sarjana Graduate Program	
1996/1997 *)	1,204,103			
1997/1998 *)	1,292,905	171,710 14.26	345,257 28.67	516,967 **) 42.93
1998/1999 *)	1,411,378	234,374 18.13	361,200 27.94	595,574 **) 46.06
1999/2000 *)	1,460,324	161,733 11.46	466,535 33.06	628,268 **) 44.51
2000/2001	1,483,557	194,283 13.30	509,670 34.90	703,953 **) 48.21
2001/2002	1,529,448	203,109 13.91	557,512 38.18	760,621 **) 52.09
2002/2003	1,590,768	207,163 19.07	568,896 54.50	776,059 **) 73.57
2003/2004	1,619,554	291,669 16.63	833,615 49.26	1,125,284 **) 65.90
2004/2005	1,700,115	198,283 12.24	459,753 28.39	658,036 40.63
2005/2006	1,712,972	181,063 11.66	458,001 27.04	639,064 38.71
2006/2007	1,988,429	143,479 8.38	552,923 32.28	696,402 40.65
2007/2008	1,841,531	187,833 9.45	843,137 42.40	1,030,970 51.85
2008/2009	1,988,429	161,485 8.12	778,992 39.18	940,477 51.07
2009/2010		173,875 8.74	786,777 39.57	960,652 48.31

Catatan / Notes :

**) Termasuk mahasiswa baru UT / Including new entrants of Open University

TABEL / TABLE : 13

RSP09/10

RASIO PENDIDIKAN TIAP TINGKATAN DAN JENIS SEKOLAH

EDUCATIONAL RATIOS BY LEVEL AND TYPE OF SCHOOL

TAHUN / YEAR : 2009/2010

Tingkatan dan Jenis Sekolah / Level and Type of School	Siswa/ Sekolah Pupils/ Schools	Siswa/ Kelas Pupils/ Classes	Siswa/ Guru*) Pupils/ Teachers*)	Kelas/ Sekolah Classes/ Schools	Kelas/ RK Milik Owned Cls.	Kelas/ Guru*) Classes/ Teachers*)	Guru*)/ Sekolah Teachers*)/ Schools	Pegawai/ Sekolah NT Staffs/ Schools
TK / Kindergarten	44	19	11	2.27	1.08	0.55	4	0.25
SLB / Special School	41	4	4	10.09	1.81	0.96	10	1.33
SD / Primary School	191	27	17	7.05	1.13	0.62	11	0.94
SMP / Junior Sec. Sch.	305	35	14	8.68	1.03	0.41	21	5
SM / Senior Sec. Sch.	374	36	12	10.34	1.05	0.34	31	6
SMA / GSSS	357	35	12	10.34	1.01	0.35	30	6
SMK / VSSS	395	38	12	10.34	1.11	0.32	32	6

Catatan / Notes :

*) Termasuk Kepala Sekolah / Including Headmasters

RASIO SISWA PER SEKOLAH DAN SISWA PER KELAS MENURUT STATUS SEKOLAH*RATIOS OF PUPILS TO SCHOOLS AND PUPILS TO CLASSES BY STATUS OF SCHOOL***TAHUN / YEAR : 2009/2010**

Tingkatan dan Jenis Sekolah <i>Level and Type of School</i>	Siswa per Sekolah <i>Pupils to Schools</i>			Siswa per Kelas <i>Pupils to Classes</i>		
	Negeri <i>Public</i>	Swasta <i>Private</i>	Rata-rata <i>Average</i>	Negeri <i>Public</i>	Swasta <i>Private</i>	Rata-rata <i>Average</i>
TK / <i>Kindergarten</i>	60	43	44	19	19	19
SLB / <i>Special School</i>	54	37	41	4	4	4
SD / <i>Primary School</i>	190	194	191	27	26	27
SMP / <i>Junior Sec. Sch.</i>	385	189	305	36	32	35
SM / <i>Senior Sec. Sch.</i>	522	285	374	36	36	36
SMA / <i>GSSS</i>	515	225	357	36	33	35
SMK / <i>VSSS</i>	536	345	395	38	38	38

TABEL / TABLE : 15**RSP09/10****RATIO SISWA PER SEKOLAH MENURUT TINGKAT TIAP TINGKATAN DAN JENIS SEKOLAH***RATIO OF PUPILS TO SCHOOLS BY GRADE, LEVEL, AND TYPE OF SCHOOL***TAHUN / YEAR : 2009/2010**

Tingkatan dan Jenis Sekolah <i>Level and Type of School</i>	Tingkat / Grade						Jumlah <i>Total</i>
	I	II	III	IV	V	VI	
<i>SD / Primary School</i>	34	34	33	32	30	28	191
<i>SMP / Junior Sec. Sch.</i>	101	105	99	-	-	-	305
<i>SM / Senior Sec. Sch.</i>	134	125	114	-	-	-	374
<i>SMA / GSSS</i>	125	118	114	-	-	-	357
<i>SMK / VSSS</i>	146	135	114	-	-	-	395

TABEL / TABLE : 16**RSP09/10****RASIO SISWA PER KELAS MENURUT TINGKAT TIAP TINGKATAN DAN JENIS SEKOLAH***RATIO OF PUPILS TO CLASSES BY GRADE, LEVEL, AND TYPE OF SCHOOL***TAHUN / YEAR : 2009/2010**

Tingkatan dan Jenis Sekolah <i>Level and Type of School</i>	Tingkat / Grade						Rata-rata <i>Average</i>
	I	II	III	IV	V	VI	
<i>SD / Primary School</i>	28	28	28	27	26	25	27
<i>SMP / Junior Sec. Sch.</i>	34	36	35	-	-	-	35
<i>SM / Senior Sec. Sch.</i>	36	36	36	-	-	-	36
<i>SMA / GSSS</i>	35	34	34	-	-	-	35
<i>SMK / VSSS</i>	38	39	38	-	-	-	38

TABEL / TABLE : 17

RSP09/10

PERKEMBANGAN RASIO SISWA PER SEKOLAH NEGERI DAN SWASTA*TREND OF RATIO OF PUBLIC AND PRIVATE PUPILS TO SCHOOLS***TAHUN / YEAR : 2007/2008--2009/2010**

Tingkatan dan Jenis Sekolah <i>Level and Type of School</i>	2007/2008			2008/2009			2009/2010		
	Negeri <i>Public</i>	Swasta <i>Private</i>	Jumlah <i>Total</i>	Negeri <i>Public</i>	Swasta <i>Private</i>	Jumlah <i>Total</i>	Negeri <i>Public</i>	Swasta <i>Private</i>	Jumlah <i>Total</i>
TK / <i>Kindergarten</i>	73	44	44	79	53	53	60	43	44
SLB / <i>Special School</i>	62	44	48	55	40	43	54	37	41
SD / <i>Primary School</i>	184	184	184	187	184	187	190	194	191
SMP / <i>Junior Sec. Sch.</i>	421	203	328	393	198	312	385	189	305
SM / <i>Senior Sec. Sch.</i>	524	301	383	518	297	379	522	285	374
SMA / <i>GSSS</i>	524	244	367	517	231	358	515	225	357
SMK / <i>VSSS</i>	522	365	406	522	367	408	536	345	395

TABEL / TABLE : 18

RSP09/10

PERKEMBANGAN RASIO SISWA PER KELAS NEGERI DAN SWASTA*TREND OF RATIO OF PUBLIC AND PRIVATE PUPILS TO CLASSES***TAHUN / YEAR : 2007/2008--2009/2010**

Tingkatan dan Jenis Sekolah / Level and Type of School	2007/2008			2008/2009			2009/2010		
	Negeri Public	Swasta Private	Jumlah Total	Negeri Public	Swasta Private	Jumlah Total	Negeri Public	Swasta Private	Jumlah Total
TK / Kindergarten	21	20	20	23	25	25	19	19	19
SLB / Special School	4	4	4	4	4	4	4	4	4
SD / Primary School	27	26	27	28	25	27	27	26	27
SMP / Junior Sec. Sch.	38	33	37	36	34	36	36	32	35
SM / Senior Sec. Sch.	37	37	37	37	37	37	36	36	36
SMA / GSSS	36	34	35	36	33	35	36	33	35
SMK / Vocational	39	40	40	40	41	40	38	38	38

RASIO SISWA PER GURU*) DAN KELAS PER SEKOLAH MENURUT STATUS SEKOLAH*RATIOS OF PUPILS TO TEACHERS*) AND CLASSES TO SCHOOLS BY STATUS OF SCHOOL***TAHUN / YEAR : 2009/2010**

Tingkatan dan Jenis Sekolah <i>Level and Type of School</i>	Siswa per Guru*) <i>Pupils to Teachers*)</i>			Kelas per Sekolah <i>Classes to Schools</i>		
	Negeri	Swasta	Rata-rata	Negeri	Swasta	Rata-rata
	<i>Public</i>	<i>Private</i>	<i>Average</i>	<i>Public</i>	<i>Private</i>	<i>Average</i>
TK / Kindergarten	11	11	11	3.19	2.25	2.27
SLB / Special School	4	4	4	12.48	9.32	10.09
SD / Primary School	17	15	17	7.00	7.54	7.05
SMP / Junior Sec. Sch.	16	12	14	10.65	5.81	8.68
SM / Senior Sec. Sch.	13	11	12	14.33	7.96	10.34
SMA / GSSS	14	10	12	14.43	6.90	10.34
SMK / VSSS	12	12	12	14.12	8.98	10.34

Catatan / Notes :*) **Termasuk Kepala Sekolah / Including Headmasters**

TABEL / TABLE : 20

RSP09/10

PERKEMBANGAN RASIO SISWA PER GURU*) NEGERI DAN SWASTA*TREND OF RATIO OF PUBLIC AND PRIVATE PUPILS TO TEACHERS*)***TAHUN / YEAR : 2007/2008--2009/2010**

Tingkatan dan Jenis Sekolah / Level and Type of School	2007/2008			2008/2009			2009/2010		
	Negeri Public	Swasta Private	Jumlah Total	Negeri Public	Swasta Private	Jumlah Total	Negeri Public	Swasta Private	Jumlah Total
TK / Kindergarten	11	12	12	12	15	15	11	11	11
SLB / Special School	4	4	4	4	4	4	4	4	4
SD / Primary School	19	17	18	17	15	17	17	15	17
SMP / Junior Sec. Sch.	15	11	14	15	12	14	16	12	14
SM / Senior Sec. Sch.	13	11	12	13	12	12	13	11	12
SMA / GSSS	14	11	12	13	11	12	14	10	12
SMK / Vocational	12	12	12	12	13	13	12	12	12

Catatan / Notes :

*) Termasuk Kepala Sekolah / Including Headmasters

TABEL / TABLE : 21

RSP09/10

PERKEMBANGAN RASIO KELAS PER SEKOLAH NEGERI DAN SWASTA*TREND OF RATIO OF PUBLIC AND PRIVATE CLASSES TO SCHOOLS***TAHUN / YEAR : 2007/2008--2009/2010**

Tingkatan dan Jenis Sekolah / Level and Type of School	2007/2008			2008/2009			2009/2010		
	Negeri Public	Swasta Private	Jumlah Total	Negeri Public	Swasta Private	Jumlah Total	Negeri Public	Swasta Private	Jumlah Total
TK / Kindergarten	3.38	2.15	2.16	3.37	2.15	2.17	3.19	2.25	2.27
SLB / Special School	15.84	12.55	13.33	13.34	9.88	10.73	12.48	9.32	10.09
SD / Primary School	6.71	7.10	6.75	6.81	7.40	6.86	7.00	7.54	7.05
SMP / Junior Sec. Sch.	11.15	6.07	8.98	10.79	5.88	8.76	10.65	5.81	8.68
SM / Senior Sec. Sch.	14.17	8.14	10.36	13.97	8.00	10.21	14.33	7.96	10.34
SMA / GSSS	14.42	7.28	10.41	14.34	7.07	10.31	14.43	6.90	10.34
SMK / Vocational	13.53	9.13	10.27	13.09	8.99	10.07	14.12	8.98	10.34

RASIO KELAS PER RUANG KELAS MILIK DAN KELAS PER GURU *) MENURUT STATUS SEKOLAH
RATIOS OF CLASSES TO OWNED CLASSROOMS AND CLASSES TO TEACHERS) BY STATUS OF SCHOOL*
TAHUN / YEAR : 2009/2010

Tingkatan dan Jenis Sekolah <i>Level and Type of School</i>	Kelas per Ruang Kelas Milik <i>Classes to Owned Classrooms</i>			Kelas per Guru *) <i>Classes to Teachers *)</i>		
	Negeri	Swasta	Rata-rata	Negeri	Swasta	Rata-rata
	<i>Public</i>	<i>Private</i>	<i>Average</i>	<i>Public</i>	<i>Private</i>	<i>Average</i>
TK / <i>Kindergarten</i>	1.20	1.08	1.08	0.57	0.55	0.55
SLB / <i>Special School</i>	1.58	1.93	1.81	0.96	0.96	0.96
SD / <i>Primary School</i>	1.14	1.08	1.13	0.62	0.59	0.62
SMP / <i>Junior Sec. Sch.</i>	1.03	1.02	1.03	0.43	0.36	0.41
SM / <i>Senior Sec. Sch.</i>	1.03	1.08	1.05	0.36	0.32	0.34
SMA / <i>GSSS</i>	1.02	1.00	1.01	0.38	0.31	0.35
SMK / <i>VSSS</i>	1.06	1.14	1.11	0.32	0.32	0.32

Catatan / Notes :

1. *) Termasuk kepala sekolah / *including headmasters*

2. Ruang kelas milik pada TK termasuk bukan milik / *Owned classrooms in Kindergarten include not-owned classrooms*

TABEL / TABLE : 23

RSP09/10

PERKEMBANGAN RASIO KELAS PER RUANG KELAS MILIK NEGERI DAN SWASTA

TREND OF RATIO OF PUBLIC AND PRIVATE CLASSES TO OWNED CLASSROOMS

TAHUN / YEAR : 2007/2008--2009/2010

Tingkatan dan Jenis Sekolah / Level and Type of School	2007/2008			2008/2009			2009/2010		
	Negeri Public	Swasta Private	Jumlah Total	Negeri Public	Swasta Private	Jumlah Total	Negeri Public	Swasta Private	Jumlah Total
TK / Kindergarten	1.03	1.05	1.05	1.06	1.10	1.10	1.20	1.08	1.08
SD / Primary School	1.12	1.11	1.12	1.10	1.16	1.11	1.14	1.08	1.13
SMP / Junior Sec. Sch.	0.96	0.99	0.97	0.99	0.99	0.99	1.03	1.02	1.03
SM / Senior Sec. Sch.	1.04	1.04	1.04	1.05	1.02	1.04	1.03	1.08	1.05
SMA / General	1.02	1.01	1.01	1.04	0.99	1.02	1.02	1.00	1.01
SMK / Vocational	1.11	1.07	1.08	1.06	1.05	1.05	1.06	1.14	1.11

TABEL / TABLE : 24

RSP09/10

PERKEMBANGAN RASIO KELAS PER GURU NEGERI DAN SWASTA*TREND OF RATIO OF PUBLIC AND PRIVATE CLASSES TO TEACHERS***TAHUN / YEAR : 2007/2008--2009/2010**

Tingkatan dan Jenis Sekolah / Level and Type of School	2007/2008			2008/2009			2009/2010		
	Negeri Public	Swasta Private	Jumlah Total	Negeri Public	Swasta Private	Jumlah Total	Negeri Public	Swasta Private	Jumlah Total
TK / Kindergarten	0.50	0.59	0.59	0.53	0.59	0.59	0.57	0.55	0.55
SLB / Special School	1.09	1.27	1.21	1.03	0.99	1.00	0.96	0.96	0.96
SD / Primary School	0.68	0.66	0.67	0.63	0.60	0.63	0.62	0.59	0.62
SMP / Junior Sec. Sch.	0.40	0.34	0.38	0.42	0.35	0.40	0.43	0.36	0.41
SM / Senior Sec. Sch.	0.35	0.31	0.33	0.35	0.32	0.33	0.36	0.32	0.34
SMA / GSSS	0.37	0.31	0.35	0.37	0.32	0.35	0.38	0.31	0.35
SMK / Vocational	0.30	0.30	0.30	0.30	0.32	0.31	0.32	0.32	0.32

RASIO GURU*) PER SEKOLAH DAN PEGAWAI PER SEKOLAH MENURUT STATUS SEKOLAH
RATIOS OF TEACHERS*) TO SCHOOLS AND NON-TEACHING STAFFS TO SCHOOLS BY STATUS OF SCHOOL
TAHUN / YEAR : 2008/2009

Tingkatan dan Jenis Sekolah <i>Level and Type of School</i>	Guru *) per Sekolah <i>Teachers *) to Schools</i>			Pegawai per Sekolah <i>Non-Teaching Staffs to Schools</i>		
	Negeri	Swasta	Rata-rata	Negeri	Swasta	Rata-rata
	<i>Public</i>	<i>Private</i>	<i>Average</i>	<i>Public</i>	<i>Private</i>	<i>Average</i>
TK / Kindergarten	6	4	4	0.83	0.24	0.25
SLB / Special School	13	10	10	2.13	1.08	1.33
SD / Primary School	11	13	11	0.89	1.45	0.94
SMP / Junior Sec. Sch.	25	16	21	6	3	5
SM / Senior Sec. Sch.	40	25	31	9	5	6
SMA / GSSS	38	23	30	8	4	6
SMK / VSSS	44	28	32	9	5	6

Catatan / Notes :

*) Termasuk kepala sekolah / including headmasters

TABEL / TABLE : 26

RSP09/10

PERKEMBANGAN RASIO GURU *) PER SEKOLAH NEGERI DAN SWASTA*TREND OF RATIO OF PUBLIC AND PRIVATE TEACHERS *) TO SCHOOLS***TAHUN / YEAR : 2007/2008--2009/2010**

Tingkatan dan Jenis Sekolah / Level and Type of School	2007/2008			2008/2009			2009/2010		
	Negeri Public	Swasta Private	Jumlah Total	Negeri Public	Swasta Private	Jumlah Total	Negeri Public	Swasta Private	Jumlah Total
TK / Kindergarten	7	4	4	6	4	4	6	4	4
SLB / Special School	14	10	11	13	10	11	13	10	10
SD / Primary School	10	11	10	11	12	11	11	13	11
SMP / Junior Sec. Sch.	28	18	24	26	17	22	25	16	21
SM / Senior Sec. Sch.	40	26	32	40	25	31	40	25	31
SMA / GSSS	38	23	30	38	22	29	38	23	30
SMK / Vocational	45	30	34	44	28	32	44	28	32

Catatan / Notes :

*) Termasuk kepala sekolah / including headmasters

PERKEMBANGAN RASIO PEGAWAI PER SEKOLAH NEGERI DAN SWASTA
TREND OF RATIO OF PUBLIC AND PRIVATE NON-TEACHING STAFFS TO SCHOOLS
TAHUN / YEAR : 2006/2007--2008/2009

Tingkatan dan Jenis Sekolah / Level and Type of School	2007/2008			2008/2009			2009/2010		
	Negeri Public	Swasta Private	Jumlah Total	Negeri Public	Swasta Private	Jumlah Total	Negeri Public	Swasta Private	Jumlah Total
TK / Kindergarten	1.15	0.27	0.28	5.61	4.06	4.10	0.83	0.24	0.25
SD / Primary School	0.74	1.19	0.78	0.81	1.38	0.86	0.89	1.45	0.94
SMP / Junior Sec. Sch.	6	3	5	6	3	5	6	3	5
SM / Senior Sec. Sch.	9	5	6	9	5	6	9	5	6
SMA / GSSS	8	4	6	9	4	6	8	4	6
SMK / Vocational	10	6	7	9	6	7	9	5	6